



33-23 Overall
12-12 Pac-10



2001 Wildcat Baseball Season Recap

2001 Schedule/Results

January

18	at Hawaii-Hilo	W	3-1(10)
19	at Hawaii-Hilo	W	3-2 (7)
	at Hawaii-Hilo	W	12-1
20	at Hawaii-Hilo	L	4-1
25	Brigham Young	L	8-4
26	Brigham Young	W	15-7
29	St. Mary's (Calif.)	W	8-4
30	St. Mary's (Calif.)	L	12-8
31	St. Mary's (Calif.)	L	8-4

February

2	#22 Long Beach St.	L	6-4
3	#22 Long Beach St.	L	21-9
4	#22 Long Beach St.	L	18-11
8	New Mexico	W	9-3
9	New Mexico	W	8-0
10	New Mexico	W	12-3
16	Texas A&M	W	9-6
17	Texas A&M	W	12-5
18	Texas A&M	W	16-5
23	Utah	W	8-7
24	Utah	L	6-4
25	Utah	W	5-4

March

2	#25 Southern Miss.	L	14-4
3	Ole Miss	L	5-4 (17)
4	St. Francis (N.Y.)	W	3-1
9	at #23 UCLA !	L	3-2
10	at #23 UCLA !	W	6-4
11	at #23 UCLA !	W	9-6
14	Houston	L	9-3
16	Southern Utah	W	13-5
17	Southern Utah	W	7-2
18	Southern Utah	W	13-7
23	#9 USC !	L	8-0
24	#9 USC !	L	6-4
25	#9 USC !	L	8-7 (10)
30	Oregon State !	W	5-2
31	Oregon State !	L	8-0

April

1	Oregon State !	W	13-6
6	at Washington St. !	W	14-11 (10)
7	at Washington St. !	W	11-7
8	at Washington St. !	L	17-14
12	Texas A&M-Corpus Christi	W	14-9
13	Texas A&M-Corpus Christi	W	19-7 (7)
14	Texas A&M-Corpus Christi	W	13-0 (7)
17	at Grand Canyon	W	4-2
20	California !	L	11-9
21	California !	L	19-13
22	California !	W	12-11 (10)
27	at #20 ASU !	L	7-4
28	at #20 ASU !	W	3-1
29	at #20 ASU !	L	6-5 (11)

May

11	at #7 Stanford !	L	6-5
12	at #7 Stanford !	W	5-4
13	at #7 Stanford !	L	8-2
18	Washington !	W	8-3
19	Washington !	W	5-2
20	Washington !	W	18-6

Arizona finished the 2001 season 33-23 overall and fifth in the Pac-10 at 12-12.

Season Recap: The Arizona baseball team kicked off the 2001 campaign with just its third opening series road trip since 1960 with a 2,860 mile jaunt to Hilo, Hawaii. The Cats jumped out to a quick 3-1 record against the Vulcans before returning home for an 18 game, non-conference homestand.

The stretch proved to be more difficult than anticipated as UA spilt a rain shortened series with BYU, dropped two of three to St. Mary's and got swept by 22nd-ranked Long Beach State in the first eight games at home. Despite the losses Arizona recorded a number of accomplishments, including Shelley Duncan hitting his 37th and 38th career home runs, both coming in single game, to break the all-time school record.

Arizona righted the ship with a season high seven game winning streak which included a pair of three game sweeps over New Mexico and Texas A&M. In the Feb. 23 game against Utah, Duncan hit home runs in three consecutive at bats to enter his name alongside All-American Ron Hassey in the record book. The Cats stood at 13-8 upon conclusion of the home stand and would remain above .500 for the rest of the season.

A March trip to Mississippi turned out to be a long trip, but not only in miles traveled. Arizona and tournament host Mississippi played a two day, 17-inning marathon that lasted over five hours. The Rebels prevailed in the home half of the 17th to take the rain soaked game.

23rd-ranked UCLA was the first Pac-10 foe for UA on the conference slate in 2001. On the road and facing the third top-25 team in week, Arizona prevailed two games to three in Los Angeles. Perhaps the only negative of the trip was the end of Ernie Durazo's 28 game hitting streak. Durazo, who ended the 2000 season with a modest three game streak, added another 25 games to it in 2001 to tie Jack Daugherty for the longest streak in school history. The 25 straight games with a hit in 2001 set the record for a single season.

A four game non-conference stint against Houston and Southern Utah followed. Unburdened with the hitting streak, Durazo went on a tear to the tune of a .667 average, nine RBIs and nine runs scored to earn the first of four Pac-10 Player of the Week honors for Arizona this season. With the majority of the non-conference slate complete, the Cats entered the Pac-10 season 19-12.

Ninth-ranked USC proved to be rude guests as the Trojans came to Tucson and swept a three game series. The Cats battled in the final two games only to stumble in the end and fall to 2-4 in the Pac.

UA rebounded, bettering a red-hot Oregon State team two games to one. The series saw Arizona get its first complete game in just over a year as Marc Kaiser went the distance in Arizona's opening game 5-2 win.

The Cats improved to 6-6 in the conference with a 2-1 road series win over Washington State. Arizona's offense jumped all over the Cougar pitching staff, hitting a school record seven home runs in a game and sophomore Matt Abram joined an exclusive club when he hit for the cycle in WSU's 17-14 win. The 10th cycle in Arizona history earned Abram the second Pac-10 player of the Week honors for the Cats this season. He finished the series with two singles, two doubles, two triples and two home runs.

Arizona rounded out its non-conference schedule with a three game series against Texas

A&M-Corpus Christi and a single game against traditional foe Grand Canyon. The Cats took all four games, pounding the Islanders into submission and getting a little help from the bullpen against the Antelopes. Duncan followed Abram's impressive performance at WSU with a five-hit cycle of his own against TAMU-CC. The slugger got all four kinds of hits in only seven innings, picking up just his second career triple in his final at bat. The performance garnered him Arizona's third Pac-10 player of the Week honors for the season. He also extended his consecutive home run hitting streak to five games, the third longest streak in school history.

Against Grand Canyon freshman relievers Tony Sulser and Joe Little came on to combine for 10 strikeouts in the final seven innings, preserving Arizona's 5-2 win.

With the non-conference schedule behind it, UA faced a daunting Pac-10 schedule to round out the season, home series with Cal and Washington with road trips to Arizona State and Stanford sandwiched in-between.

California, which would go on to win seven of its last nine Pac-10 contests, got hot at Suncet Field by taking a pair from the Cats. Freshman Brian Anderson salvaged a win for UA in the series finale with a game winning hit in the 10th inning and a victory in relief in game three. Down to 7-9 in the conference Arizona headed north for a meeting with Arizona State.

The series came at a pivotal point in both school's seasons as the rivals were tied in the Pac-10 standings. ASU took game one, rallying for four runs in the seventh, but freshman Sean Rierson tossed a gem in game two to even the series at game apiece. The Cats appeared to have the series win in hand on Sunday, but the Devils had other plans. Carrying a 5-3 lead into ninth, ASU scored a pair of runs off of sacrifice flies to tie the game and stole the series with a run in the 11th off of two UA errors.

After a week off for finals the Cats traveled to Sunken Diamond for a three game set with the seventh-ranked Cardinal. Stanford took game one 6-5, but for the second consecutive series Rierson was stellar on the mound. The right-hander held the Cardinal bats in check for seven-plus innings, allowing UA to even the series at 1-1. But just as the Wildcats were thinking of a 2-1 road series win, Mike Gosling and two Cardinal relievers combined to surrender a mere two hits in Sunday's 8-2 Stanford win.

Residing in sixth place at 9-12, one game behind Oregon State, Arizona needed a sweep of Washington to get to .500 in the conference and for any hope of a postseason berth. The Cats pulled through, taking the Huskies three game to none. UA easily handled UW 8-3 in game one, but the Saturday's game proved to be more of a challenge. After getting three hits to lead off the game, UW's Shawn Kohn stymied the Wildcats for seven innings of no-hit ball. Shelley Duncan's two-out, two-run single with the bases loaded proved to be the game winning hit in Arizona's 5-2 come-from-behind win. The series finale was all Arizona as the Wildcat offense cranked out 18 runs on 23 hits. Duncan broke Arizona's single-season home run record in the game with a pair of four-baggers in consecutive at bats to give him 24 in 2001.

The sweep apparently wasn't enough to convince the NCAA selection committee, which bypassed the fifth-place Wildcats for the postseason, thus ending the 2001 season.





Arizona's Undisputed Home Run King: Quick think of a home run record....Yep Shelley Duncan owns it. In just three seasons the junior slugger etched his name into the Arizona home run record book in every possible way. Single game record? How about three against Utah on Feb. 23. Okay you say, then how about consecutive at bats with a home run? Simple, all three against the Utes in that game came in three straight at bats to tie him with former Arizona All-American Ron Hassey. Single-season record? Sure, how about 24 in the 2001 season, eclipsing George Arias' 1993 mark of 23. Career numbers? You don't even want to go there. Duncan blew by Kenny Corley's previous record of 37 on Feb. 4, 2001. He finished his third season with a staggering 55 career homers, fifth best all-time in the Pac-10.

Duncan's Home Run Records/Facts

	Rank	Duncan	Old Record
Single Game			
Total	T-1st	3	3
Consecutive ABs	T-1st	3	3
Consecutive Games	3rd	5	7
Single-Season:			
2001 Season	1st	24	23
Pac-10	T-1st	10	10
Freshman	1st	20	10
HRs Per Game		0.43	N/A
HR Ratio	1st	9.50	10.55
Multiple HR Games	T-1st	4	4
Career:			
Total	1st	55	37
Pac-10	1st	20	17
HRs Per Game		0.38	N/A
HR Ratio	1st	10.30	11.09
Multiple HR Games	1st	10	4

Viva Ernesto: Senior Ernie Durazo completed an outstanding senior season that saw him hit .395 with a Pac-10 leading 23 doubles, seven home runs, four triples and 57 RBIs. His batting average was the 15th best for any Wildcat batting champion since 1950 and the highest since Robbie Moen hit .402 in the 1991 season.

His 25 consecutive games with a hit broke the school's single-season record and when added to the three straight games he ended the 2000 season with he tied the longest hitting streak in school history at 28.

Durazo finished the season with at least one hit in an astounding 52 of Arizona's 56 games and also put together a sting of eight straight games with at least one double. He had 25 multiple hits games and collected multiple RBIs in 14.

Arizona's Longest Hitting Streaks

Player	Year(s)	Games
1. Ernie Durazo	2000-01	28
1. Jack Daugherty	1981-82	28
2. Marty Hurd	1957-58	25
3. Dave Stegman	1974-75	24

Arizona's Longest Single-Season Hitting Streaks

Player	Year	Games
1. Ernie Durazo	2001	25
2. Todd Trafton	1985	23
Willie Morales	1992	23
3. Jim Morley	1978	22

Shelley Duncan's Career Home Runs Game-by-Game

Date	Opponent	No.	Runners
1999			
Jan. 22	St. Mary's	1	Solo HR
Jan. 22	St. Mary's	2	3-run HR
Feb. 5	New Mexico	3	3-run HR
Feb. 9	UNLV	4	2-run HR
Feb. 10	UNLV	5	Solo HR
Feb. 10	UNLV	6	2-run
Feb. 14	Texas A&M	7	2-run HR
Feb. 14	Texas A&M	8	Solo HR
March 5	Tulane	9	3-run HR
March 14	UCLA	10	GS
March 21	USC	11	2-run HR
March 27	Stanford	12	Solo HR
March 28	Stanford	13	3-run HR
April 3	Washington	14	3-run HR
April 6	Grand Canyon	15	2-run HR
April 17	Washington St.	16	Solo HR
April 18	Washington St.	17	Solo HR
April 24	Southern Utah	18	Solo HR
May 16	Arizona State	19	Solo HR
May 28	Minnesota	20	Solo HR
2000			
Jan. 21	St. Mary's	21	Solo HR
Jan. 21	St. Mary's	22	2-run HR
Feb. 3	New Mexico	23	2-run HR
Feb. 12	Nevada	24	2-run HR
Feb. 12	Nevada	25	3-run HR
Feb. 13	Nevada	26	Solo HR
Feb. 13	Nevada	27	Solo HR
Feb. 16	TAMU-CC	28	Solo HR
March 4	Arizona State	29	2-run HR
March 18	California	30	2-run HR
March 24	Stanford	31	Solo HR
2001			
Jan. 19	Hawaii-Hilo	32	2-run HR
Jan. 26	BYU	33	3-run HR
Feb. 2	Long Beach St.	34	Solo HR
Feb. 3	Long Beach St.	35	Solo HR
Feb. 4	Long Beach St.	36	2-run HR
Feb. 4	Long Beach St.	37	3-run HR
Feb. 18	Texas A&M	38	2-run HR
Feb. 23	Utah	39	2-run HR
Feb. 23	Utah	40	2-run HR
Feb. 23	Utah	41	2-run HR
March 11	UCLA	42	2-run HR
March 17	Southern Utah	43	2-run HR
March 24	USC	44	3-run HR
April 7	Washington St.	45	2-run HR
April 8	Washington St.	46	2-run HR
April 8	Washington St.	47	Solo HR
April 12	TAMU-CC	48	Solo HR
April 13	TAMU-CC	49	Solo HR
April 14	TAMU-CC	50	Solo HR
April 20	California	51	2-run HR
April 28	Arizona State	52	2-run HR
May 12	Stanford	53	3-run HR
May 20	Washington	54	Solo HR
May 20	Washington	55	2-run HR

Italics denote consecutive at bat home runs

He's Got Clout: With two round trippers against Long Beach (2/4) outfielder Shelley Duncan became the all-time home run leader in Arizona history. Duncan tied the record with a two-run blast to left in the first inning and broke the record six innings later when he muscled a 1-0 pitch over the center field wall for a three run dinger. Duncan also set a personal best with seven RBI in the game. Kenny Corley, who played for Arizona from 1995-98, was the all-time leader with 36 prior to Duncan.

The All-Americans: Shelley Duncan was rewarded for the most impressive power hitting season in school history. The junior was a consensus pick as a first-team All-American by *Collegiate Baseball*, *Baseball Weekly*, *Baseball America* and *The Sporting News*.

Teammate Ernie Durazo was selected third-team All-American, Brian Anderson tallied Freshman All-America honors by *Collegiate Baseball*. Marc Kaiser was voted second-team All-America by *Baseball America*.

The All-Pac-10 Team: Arizona placed a total of eight players on the 2001 All-Pac-10 team. Junior Shelley Duncan and senior Ernie Durazo both earned spots on the first-team while senior Erik Torres, sophomore Matt Abram and freshmen Brian Anderson, Joe Little, Marc Kaiser and Sean Rierson were all tabbed honorable mention.

Duncan finished the regular season leading the Pac-10 in home runs (24), RBIs (78) and total bases (160). He was second in the conference in runs scored (64).

Durazo, Arizona's leading hitter, finished tied for second in the Pac-10 in batting average at .395. He led the conference in doubles with 23 and runs scored (66) and was third in slugging (.613), fourth in on base percentage (.469) and fifth in RBI (57). His 94 hits, second for Pac-10 players, were the most for an Arizona single season since Robbie Moen had 102 in 1993.

Going for A (Bi)Cycle Ride: For just the 10th and 11th times in school history Arizona players hit for the cycle. Only six days apart from each other, sophomore Matt Abram and junior Shelley Duncan came up with games in which they singled, doubled, tripled and homered. Arizona owns half of the 22 cycles hit in Pac-10 history. Abram went for the cycle first when tripled in the first, doubled in the third, homered in the fifth and singled in the seventh against Washington State on April 8. Six days later, on April 13, Duncan doubled in the first, homered in the third, singled in the fourth and fifth and hit just his second career triple in the sixth against Texas A&M-Corpus Christi. Amazingly, Cougar shortstop Bookie Gates was only a triple away from hitting for the cycle in the same game as Abram and Wildcat senior Erik Torres needed only a double in the game against TAMU-CC. Both Abram and Duncan were perfect at the plate, finishing their respective games 5-for-5.

Arizona's "Cyclists"

Player	Date	Opponent
Chet Vasey	4/26/1950	Unknown
Russ Gragg	3/05/1954	UCLA
Bob Allen	3/06/1972	Texas Tech
Marv Thompson	2/18/1974	Azusa Pacific
Dave Stegman	5/04/1974	Texas-El Paso
Mike Gatlin	2/21/1975	Azusa Pacific
Scott Stanley	5/17/1979	Washington State
Menno Wickey	2/19/1995	Hawaii-Hilo
Kenny Huff	4/22/2000	Washington State
Matt Abram	4/08/2001	Washington State
Shelley Duncan	4/13/2001	Texas A&M-CC

Rierson Was on a Roll: Sean Rierson concluded his freshman season at Arizona in fine fashion. The first-year right-hander went 3-0 with a 1.99 ERA in his final three starts. He shut down 20th-ranked Arizona State in Tempe, seventh-ranked Stanford in Palo Alto and held the Washington bats in check in his final start of the season in Tucson.

Rierson's 22.2 innings pitched in the games meant that he went seven-plus innings in all three starts. He struck out nine hitters over the three game





span while walking only two.

For the season he went 7-4 with a 4.66 ERA, 66 strikeouts and only 21 walks. His 3-to-1 strikeout to walk ratio was the best for any starter on the team.

Freshman Pitchers Into The Record Books: With such a young pitching staff (six freshman pitched regularly), it was a given that some of UA's hurlers would challenge the freshman pitching records. As a group, the first year hurlers recorded 26 of Arizona's 33 wins for the season and also notched six of UA's 16 saves. Including transfers David Brockman and Daryl DeSalvo, first-year Arizona pitchers tossed 436.2 (or 87%) of the 504.1 innings for Arizona in 2001. The freshman class ate up 380.2 (or 76%) of the 504.1 innings as a group. (See the following note for the improvements the 2001 staff made over the 2000 group)

Reliever Tony Sulser set a new record for appearances by a freshman by appearing in 27 games in the 2001 season. His mark eclipses Ron Sismondo's 24 games pitched in as freshman in 1979 and is tied for seventh on the all-time single-season list.

Both Sean Rierson and Marc Kaiser toed the rubber as a starter 17 times in 2001, placing the pair in a tie for second on the freshman list with former All-American Ed Vosberg. Sismondo's 18 starts still stands as the top mark for a freshman.

Kaiser's eight wins for the season tied him with former Freshman All-American Ben Diggins for second on the list. Sismondo again appears as the record holder winning 11 decisions in '79. Rierson's seven wins tied him with Dave Crutcher ('76) for third.

Rierson's .636 winning percentage was third for an Arizona freshman, bettering former Major Leaguer Joe Magrane's .600 wp in 1983. Crutcher (.875) and Sismondo (.647) are 1-2, respectively.

Brian Anderson, who emerged late in the season as one of the most reliable closers in the Pac-10 finished with three saves. The mark tied him for second on the freshman list behind Sismondo's four.

Kaiser's 101 innings pitched and Rierson's 100.1 ranked the duo fourth and fifth on the freshman list ahead of Diggins' 90.2. Kaiser struck out a team-high 70 batters for the season, good enough for third on the freshman while Rierson finished with 66, fourth-best.

Rierson's control earned him the top spot on the freshman list with the fewest walks per nine innings at 1.88, the mark also represents the third best effort for any UA single season for pitchers that threw over 50 innings.

Impressive Improvements: Although the Arizona pitching staff was composed mostly of newcomers to the Wildcat program, they finished way ahead of the UA pitching staff of 2000. In 56 games the 2001 squad recorded a team ERA of 5.34 in 504.1 innings pitched, an improvement of over two runs better than 2000's 7.48 ERA in 489.2 innings pitched. While strikeouts were down (376 in 2001, 491 in 2000), so too were walks (204 in 2001, 299 in 2000, an improvement of 91 less free passes). Opponents also hit 15 points lower against the 2001 staff (.293-.308) while scoring 127 less runs (363-490). All the improvements translated into seven more victories for Arizona in 2001.

Anderson's All Right: Brian Anderson recorded one of the finest seasons for a freshman player in recent years. His .370 batting average ended up as the third best mark for any freshman in school his-

tory. He tied for the Pac-10 Conference lead with six triples which is the third best effort for any Arizona freshman. He ended up third on Arizona's freshman list in slugging (.552), fourth in on-base percentage (.433), fifth in total bases (100), seventh in hits (67), stolen bases (8), home runs (4) and RBIs (38) and eighth in runs scored (40).

He also worked 10.1 innings as Arizona's closer, notching a 1-1 record and three saves with a 2.61 ERA and 11 strike outs.

Pac-10 Players of the Week: Three different Arizona players notched four Pac-10 Player of the Week honors in the 2001 season.

Junior Shelley Duncan was twice named the Player of the Week by the Pac-10 in 2001. His efforts against Texas A&M-Corpus Christi April 12-14 earned him the first of the two awards. In addition to hitting for the cycle, the second for a UA player in six days, the slugger wrapped up the three game series with 10 RBIs and eight runs scored on .615 hitting (8-for-13). He hit a home run in each game and improved his overall batting average 22 points. Duncan led the team with an outstanding 1.538 slugging percentage against the Islanders.

His second POTW award came in the final weekend of the season. Duncan broke the Arizona single season record for home runs in consecutive at-bats in the final game of the season against Washington. In a 5-for-6 outing he drove in a least one run with each hit, finishing the game with six RBIs. In the second game of the series he drove home the winning runs with a two-out single in the eighth inning with the bases loaded.

Pac-10 Player of the Week for April 2-9 Matt Abram hit .533 (8-for-15) with two singles, two doubles, two triples and two home runs for the weekend. He also chipped in with six RBI and six runs scored. He hit for the cycle in the final game of a three game set at Washington State collecting 14 total bases, the second most for an Arizona player in a single game.

Senior Ernie Durazo became the first Arizona Pac-10 Player of the Week in 2001 for his exploits in the week of March 12-18. The first baseman hit .667 in four games (10-for-15) with nine RBI and nine runs scored. He hit two home runs and a triple, assisting him to a 1.200 slugging percentage against Houston and Southern Utah.

2001 Pac-10 Players of the Week

2/27 Brian Baron, UCLA
3/05 Seth Davidson, USC
3/12 Andy Jarvis, OSU
3/19 Ernie Durazo, Arizona
3/26 Bryan Ingram, OSU
4/02 Bookie Gates, WSU
4/09 Matt Abram, Arizona
4/16 Shelley Duncan, Arizona
4/23 Brian Barden, OSU
4/30 Mike Lopez, ASU
5/07 Rob Meyer, Cal
5/14 Josh Canales, UCLA
5/21 Shelley Duncan, Arizona

Doin' It With Two: The Wildcats scored 436 runs in 56 games in the 2001 season, an average of 7.8 runs per game. Impressively, nearly half, 187 runs and 43% to be exact, came with two outs in an inning. The Wildcats scored as many as ten in a single game (1/26 vs. BYU) and plated all their runs in a game with two outs four times (1/19 at Hawaii-Hilo, 1/31 vs. St. Mary's, 2/2 vs. Long Beach State, 3/9 at UCLA). The April series at Stanford was the only three game set all season the Cats did not score a

run with two outs.

Tops With Two Out: Senior Ernie Durazo, junior Shelley Duncan and sophomore Matt Abram led the way for the Cats with two down in an inning during the season. Durazo and Duncan, who led the team with 57 and 78 RBI overall, knocked runners home 28 and 38 times, respectively, with two out, including Durazo's three run homer against Long Beach (2/2) and Duncan's six in three games against Washington State. Abram was close behind with 21 two-out RBI. Durazo sported a nifty .421 batting average with two gone while Abram checked in at .315 and Duncan at .365. As a team, Arizona hit .317 with two out for the season.

Arizona Two-Out Scoring

Date	Opp.	Score	Runs
1/18	at Hawaii-Hilo	3-2, W	2
1/19	at Hawaii-Hilo	3-2, W	3
1/19	at Hawaii-Hilo	12-1, W	4
1/20	at Hawaii-Hilo	4-1, L	0
1/25	vs. BYU	8-4, L	2
1/26	vs. BYU	15-7, W	10
1/29	vs. St. Mary's	8-4, W	6
1/30	vs. St. Mary's	12-8, L	4
1/31	vs. St. Mary's	8-4, L	4
2/2	vs. Long Beach	6-4, L	4
2/3	vs. Long Beach	21-9, L	2
2/4	vs. Long Beach	18-11, L	6
2/8	vs. New Mexico	9-3, W	3
2/9	vs. New Mexico	8-0, W	1
2/10	vs. New Mexico	12-3, W	6
2/16	vs. Texas A&M	9-6, W	5
2/17	vs. Texas A&M	12-5, W	8
2/18	vs. Texas A&M	16-5, W	6
2/23	vs. Utah	8-7, W	3
2/24	vs. Utah	6-4, L	2
2/25	vs. Utah	5-4, W	1
3/2	vs. Southern Miss	14-4, L	0
3/3	vs. Ole Miss	5-4, L	0
3/4	vs. St. Francis	3-1, W	1
3/9	at UCLA	3-2, L	2
3/10	at UCLA	6-4, W	3
3/11	at UCLA	9-6, W	4
3/14	vs. Houston	9-3, L	1
3/16	vs. Southern Utah	13-5, W	4
3/17	vs. Southern Utah	7-2, W	4
3/18	vs. Southern Utah	13-7, W	8
3/23	vs. USC	8-0, L	0
3/24	vs. USC	6-4, L	1
3/25	vs. USC	8-7, L	1
3/26	vs. Oregon State	5-2, W	0
3/31	vs. Oregon State	8-0, L	0
4/1	vs. Oregon State	13-6, W	4
4/6	at Wash. St.	14-11, W	8
4/7	at Wash. St.	11-7, W	6
4/8	at Wash. St.	17-14, L	3
4/12	vs. TAMU-CC	14-9, W	3
4/13	vs. TAMU-CC	19-7, W	6
4/14	vs. TAMU-CC	13-0, W	7
4/17	at Grand Canyon	4-2, W	2
4/20	vs. California	11-9, L	7
4/21	vs. California	19-13, L	6
4/22	vs. California	12-11, W	8
4/27	at Arizona State	7-4, L	2
4/28	at Arizona State	3-1, W	2
4/29	at Arizona State	6-5, L	2
5/11	at Stanford	6-5, L	0
5/12	at Stanford	5-4, W	0
5/13	at Stanford	8-2, L	0
5/18	vs. Washington	8-3, W	3
5/19	vs. Washington	5-2, W	4
5/20	vs. Washington	18-6, W	5

Opening Up the Record Books: A glance into the Arizona record books revealed that the seven home runs hit by the Cats in April 8th's game against





Washington State broke a 17-year old school record for HR in a single game. The previous record of six was accomplished by the 1974 team against BYU. Of Arizona's 18 hits in the game, 11 went for extra bases. The mark tied the 1985 team for a single game. Matt Abram, who finished the game 5-for-5 with a single, a double, a triple and two home runs, ended up tied for third with Ron Hassey (1974) for the most total bases in a single game. His 14 TBs were just one shy of the school record shared by Dennis Haines (1972) and Kevin Long (1988).

Now Batting... Brian Anderson: Freshman Brian Anderson accomplished a rare feat against Texas A&M (2/18) when he led off an inning four consecutive times. The No. 7 hitter in the Arizona batting order, Anderson got his first opportunity to bat in the third inning, he singled and scored a run. His hit that inning started a string of three straight innings of Arizona sending nine hitters to the plate. In the fourth Anderson reached on an error and scored. In the fifth he tripled to leadoff the inning and again scored and finally in the sixth he singled again and again come around to score. For those of you keeping track, credit Anderson with three hits and four runs scored in four consecutive innings as a leadoff hitter.

In Dedication to Kelsey: The Wildcats dedicated the 2001 season to their teammate Kelsey Osburn. Osburn, an infielder for Arizona (1999-2000), passed away on July 17, 2000 after being struck by a ball during batting practice in a summer league game in New York. The Wildcats had his number, 41, stitched into the back of their caps and retired his jersey in a ceremony at Sancet Field on Jan. 27. The Osburn family has established a scholarship fund in Kelsey's honor for future Wildcat athletes. Please contact the UA Development Office at (520) 621-8081 for more details about the scholarship fund.

Retired Jerseys: Kelsey Osburn joined a select group on the left field wall of Frank Sancet Field. Arizona has retired only four jerseys in its history; former head coach Jerry Kindall, former assistant coach Jim Wing, All-American Terry Francona and Osburn's.

Head Coach Jerry Stitt: Completing his fifth season as the skipper of Arizona baseball, head coach Jerry Stitt has compiled a 157-125 (.557) record in his first five seasons. In 1999 he took the Wildcats to the postseason for the first time since 1993. Only the fourth coach to lead Arizona since 1922, Stitt also played three seasons for the Wildcats from 1966-68. He joined the Arizona staff in 1978 as an

When Was the Last Time.....

- a **UA pitcher threw a no-hitter?** 2/10/84
(Joe Magrane—Arizona 4, Cal State Fullerton 1)
- Arizona threw a one-hitter?** 3/25/80
(Sismondo, Johnson, Keller—Arizona 2, CSUF 0)
- a **UA pitcher threw a shutout?** 4/6/97
(Rob Shabansky—Arizona 5, California 0)
- UA pitchers threw a combined shutout?** 2/9/01
(Rierson, Sulser — Arizona 8, New Mexico 0)
4/14/01
(Goodman, Martinez—Arizona 13, TAMU-CC 0, 7 in.)
- a **UA pitcher threw a complete game?** 3/30/01
(Marc Kaiser —Arizona 5, Oregon State 2)
- Arizona was shut out?** 3/31/01
(Oregon State 8 - Arizona 0)
- a **UA player had five hits in a game?** 5/20/01
(Brad Hassey and Shelley Duncan vs. Washington)
- a **UA player scored five runs in a game?** 4/13/01
(Shelley Duncan vs. Texas A&M-Corpus Christi)
- a **UA player had three doubles in a game?** 5/11/01
(Erik Torres at Stanford)
- a **UA player had three triples in a game?** 2/27/87
(Alan Zinter vs. California)
- a **UA player hit two home runs in a game?** 5/20/01
(Shelley Duncan vs. Washington)
- a **UA player hit three home runs in a game?** 2/23/01
(Shelley Duncan vs. Utah)
- a **UA player hit a pinch-hit home run?** 4/8/01
(Kenny Huff at Washington State)
- UA hit back-to-back home runs?** 4/8/01
(Shelley Duncan and Matt Abram at Washington St.)
- a **UA player had eight RBI in a game?** 3/14/98
(Jason Hendricks vs. UCLA)
- a **UA player stole four bases in a game?** 4/8/97
(Colin Porter at Grand Canyon)
- a **UA player had four walks in a game?** 1/24/98
(Keoni DeRenne vs. San Diego)
- a **UA player struck out four times?** 3/20/99
(Andy Juday at Southern California)
- a **UA player hit for the cycle?** 4/13/01
(Shelley Duncan vs. Texas A&M-Corpus Christi)
- a **UA player had an inside the park HR?** 2/1/93
(Jason Thompson vs. New Mexico)
- a **UA player hit a grand slam?** 03/10/00
(Trevor Mote vs. UC Santa Barbara)

assistant coach. In 1992 he was named associate head coach before being promoted to the head spot. on July 3, 1996.

Not Since...: Shelley Duncan and Matt Abram's back-to-back home runs against Washington State (4/8) were the first consecutive jobs for the Wildcats since Duncan and Ernie Durazo did it against Long Beach earlier in 2001(2/3). Erik Torres and Kenny Huff hit back-to-back home runs against Washington State in 2000 ... Ernie Durazo's five hit game against Southern Utah (3/16) was the first for a Wildcat since April 22, 2000 when Kenny Huff hit for the cycle against Washington State. Matt Abram and Shelley Duncan matched Huff's feat with their five-hit cycles against Washington State (4/8) and Texas A&M-Corpus Christi... Marc Kaiser's complete game performance against Oregon State (3/30) was the first since Ben Diggins went all nine against Cal on March 17, 2000.

Multiple Hit Games: 16 different Arizona players collected a total of 183 multiple hit games in 2001. The mark represents the most multiple hit games for an Arizona team since 1997 (186). Team leader Erik Torres' 28 games with two or more hits is the third highest total in 10 seasons and is the 11th highest single-season total since 1979.

Pac-10 Preseason Coaches Poll

1. USC
2. Arizona State
3. Stanford
4. Arizona
5. California
6. UCLA
7. Oregon State
8. Washington
9. Washington State



Final 2001 Pac-10 Standings

	Pac-10	Overall
1. USC	18-6 (.750)	39-17
2. Stanford	17-7 (.708)	42-14
3. Arizona State	14-10 (.583)	36-18-1
3. California	14-10 (.583)	33-23
5. Arizona	12-12 (.500)	33-23
6. Oregon State	11-13 (.458)	31-24
7. UCLA	9-15 (.375)	30-27
8. Washington	7-17 (.292)	29-24
9. Washington State	6-18 (.333)	15-32

Player	Multi-Hit Games				
	Total	2	3	4	5
Abram	27	17	8	1	1
Anderson	18	9	5	4	-
Bried	1	-	1	-	-
Casper	3	3	-	-	-
Cunningham	1	1	-	-	-
Duncan	18	8	6	2	2
Duran	5	5	-	-	-
Durazo	25	15	5	3	2
Hassey	19	15	1	2	1
Huff	7	6	1	-	-
Kaiser	6	3	3	-	-
Riley	14	10	4	-	-
Shroyer	1	1	-	-	-
St. Clair	9	6	2	1	-
Tasco	1	1	-	-	-
Torres	28	16	12	-	-
Team Totals	183	116	48	13	6

Player	Multi-RBI Games				
	Total	2	3	4	5+
Abram	17	11	4	1	1
Anderson	8	5	2	-	1
Bried	2	2	-	-	-
Casper	3	2	1	-	-
Cunningham	0	-	-	-	-
Duncan	20	10	3	-	7
Duran	2	2	-	-	-
Durazo	14	5	7	1	1
Hassey	6	6	-	-	-
Huff	5	5	-	-	-
Kaiser	1	1	-	-	-
Riley	3	3	-	-	-
Shroyer	2	2	-	-	-
St. Clair	5	5	-	-	-
Tasco	1	1	-	-	-
Torres	10	7	2	1	-
Team Totals	99	67	19	3	10

Player	Home Run Breakdown					Last
	Total	Solo	2	3	GS	
Abram	10	4	5	1	-	5/20/01 vs. Washington
Anderson	4	3	1	-	-	5/18/01 vs. Washington
Bried	0	-	-	-	-	-
Casper	0	-	-	-	-	2/12/00 vs. Nevada
Cunningham	0	-	-	-	-	2/4/00 vs. New Mexico
Duncan	24	8	12	4	-	5/20/01 vs. Washington
Duran	1	1	-	-	-	4/21/01 vs. California
Durazo	7	3	2	2	-	4/21/01 vs. California
Hassey	0	-	-	-	-	-
Huff	2	1	1	-	-	4/8/01 at Washington State
Kaiser	0	-	-	-	-	-
Riley	0	-	-	-	-	-
Shroyer	0	-	-	-	-	-
St. Clair	1	1	-	-	-	4/27/01 at Arizona State
Tasco	0	-	-	-	-	-
Torres	5	2	3	-	-	4/22/01 vs. California
Team Totals	54	23	24	7	-	





2001 Arizona Wildcat Baseball

Final Game Results

<u>Game date</u>	<u>Opposing team</u>	<u>Score</u>	<u>r-h-e</u>	<u>r-h-e</u>	<u>Inns</u>	<u>Overall</u>	<u>Pac-10</u>	<u>Pitcher of record</u>	<u>Attend</u>	<u>Time</u>
Jan 18, 2001	at Hawaii Hilo	W 3-2	3-6-2	2-5-3	(10)	1-0-0	0-0-0	Goodman (W 1-0)	250	3:00
Jan 19, 2001	at Hawaii Hilo	W 3-2	3-6-1	2-4-1	7	2-0-0	0-0-0	Kaiser (W 1-0)	250	1:47
Jan 19, 2001	at Hawaii Hilo	W 12-1	12-14-2	1-3-1	9	3-0-0	0-0-0	Little (W 1-0)	200	3:00
Jan 20, 2001	at Hawaii-Hilo	1-4 L	1-6-0	4-9-2	9	3-1-0	0-0-0	Pemble (L 0-1)	250	2:20
Jan 25, 2001	BYU	4-8 L	4-6-3	8-17-4	9	3-2-0	0-0-0	Rierson (L 0-1)	425	2:42
Jan 26, 2001	BYU	W 15-7	15-22-0	7-11-2	9	4-2-0	0-0-0	Sulser (W 1-0)	600	2:48
Jan 29, 2001	ST. MARY'S	W 8-4	8-13-1	4-6-2	9	5-2-0	0-0-0	Pemble (W 1-1)	203	2:40
Jan 30, 2001	ST. MARY'S	8-12 L	8-12-2	12-14-3	9	5-3-0	0-0-0	Goodman (L 1-1)	240	3:16
Jan 31, 2001	ST. MARY'S	4-8 L	4-11-1	8-10-1	9	5-4-0	0-0-0	Rierson (L 0-2)	243	2:50
Feb 02, 2001	LONG BEACH ST.	4-6 L	4-5-2	6-8-1	9	5-5-0	0-0-0	Kaiser (L 1-1)	502	2:20
Feb 03, 2001	LONG BEACH ST.	9-21 L	9-11-6	21-25-1	9	5-6-0	0-0-0	Pemble (L 1-2)	731	3:30
Feb 04, 2001	LONG BEACH ST.	11-18 L	11-17-2	18-19-1	9	5-7-0	0-0-0	Brockman (L 0-1)	720	3:26
Feb 08, 2001	NEW MEXICO	W 9-3	9-9-4	3-6-2	9	6-7-0	0-0-0	Kaiser (W 2-1)	156	2:55
Feb 09, 2001	NEW MEXICO	W 8-0	8-12-2	0-5-1	9	7-7-0	0-0-0	Rierson (W 1-2)	400	2:27
Feb 10, 2001	NEW MEXICO	W 12-3	12-15-0	3-11-0	9	8-7-0	0-0-0	Goodman (W 2-1)	503	2:54
Feb 16, 2001	TEXAS A&M	W 9-6	9-13-1	6-9-6	9	9-7-0	0-0-0	Kaiser (W 3-1)	427	2:40
Feb 17, 2001	TEXAS A&M	W 12-5	12-15-0	5-8-2	9	10-7-0	0-0-0	Pemble (W 2-2)	400	2:35
Feb 18, 2001	TEXAS A&M	W 16-5	16-16-1	5-9-4	9	11-7-0	0-0-0	Little (W 2-0)	743	2:47
Feb 23, 2001	UTAH	W 8-7	8-12-5	7-10-0	9	12-7-0	0-0-0	Kaiser (W 4-1)	450	3:12
Feb 24, 2001	UTAH	4-6 L	4-7-1	6-10-2	9	12-8-0	0-0-0	Elias (L 0-1)	1150	2:44
Feb 25, 2001	UTAH	W 5-4	5-8-1	4-10-2	9	13-8-0	0-0-0	Sulser (W 2-0)	491	3:03
Mar 02, 2001	vs Southern Miss	4-14 L	4-12-2	14-14-1	9	13-9-0	0-0-0	Kaiser (L 4-2)	266	2:35
Mar 03, 2001	at Ole Miss	4-5 L	4-10-0	5-16-2	(17)	13-10-0	0-0-0	Elias (L 0-2)	1066	5:04
Mar 04, 2001	vs St. Francis (N.Y.)	3-1 W	3-9-1	1-6-0	9	14-10-0	0-0-0	Pemble (W 3-2)	1066	2:02
Mar 09, 2001	at UCLA *	2-3 L	2-5-3	3-10-2	9	14-11-0	0-1-0	Sulser (L 2-1)	326	2:27
Mar 10, 2001	at UCLA *	W 6-4	6-9-1	4-9-2	9	15-11-0	1-1-0	Rierson (W 2-2)	545	2:51
Mar 11, 2001	at UCLA *	W 9-6	9-13-1	6-13-4	9	16-11-0	2-1-0	Little (W 3-0)	508	3:08
Mar 14, 2001	HOUSTON	3-9 L	3-4-4	9-15-1	9	16-12-0	2-1-0	Pemble (L 3-3)	980	3:15
Mar 16, 2001	SOUTHERN UTAH	W 13-5	13-17-2	5-10-2	9	17-12-0	2-1-0	Kaiser (W 5-2)	975	2:23
Mar 17, 2001	SOUTHERN UTAH	W 7-2	7-10-1	2-6-1	9	18-12-0	2-1-0	Rierson (W 3-2)	1150	2:0
Mar 18, 2001	SOUTHERN UTAH	W 13-7	13-14-1	7-13-4	9	19-12-0	2-1-0	DeSalvo (W 1-0)	1200	2:32
Mar 23, 2001	USC TROJANS *	0-8 L	0-3-3	8-10-0	9	19-13-0	2-2-0	Kaiser (L 5-3)	1175	2:07
Mar 24, 2001	USC TROJANS *	4-6 L	4-8-0	6-10-2	9	19-14-0	2-3-0	Rierson (L 3-3)	1500	3:00
Mar 25, 2001	USC TROJANS *	7-8 L	7-13-1	8-11-1	(10)	19-15-0	2-4-0	Elias (L 0-3)	1250	3:35
Mar 30, 2001	OREGON STATE *W	5-2	5-10-0	2-8-1	9	20-15-0	3-4-0	Kaiser (W 6-3)	1100	2:11
Mar 31, 2001	OREGON STATE *	0-8 L	0-5-0	8-17-1	9	20-16-0	3-5-0	Rierson (L 3-4)	975	2:28
Apr 01, 2001	OREGON STATE *W	13-6	13-19-2	6-10-3	9	21-16-0	4-5-0	Pemble (W 4-3)	1050	3:15
Apr 06, 2001	at Washington State * W	14-11	14-18-5	11-12-4	(10)	22-16-0	5-5-0	DeSalvo (W 2-0)	819	3:18
Apr 07, 2001	at Washington State * W	11-7	11-12-1	7-14-3	9	23-16-0	6-5-0	Rierson (W 4-4)	325	2:49
Apr 08, 2001	at Washington State *	14-17 L	14-18-0	17-18-0	9	23-17-0	6-6-0	Brockman (L 0-2)	425	2:53
Apr 12, 2001	TEXAS A&M-CC	W 14-9	14-16-2	9-10-4	9	24-17-0	6-6-0	Kaiser (W 7-4)	825	2:42
Apr 13, 2001	TEXAS A&M-CC	W 19-7	19-17-2	7-5-3	7	25-17-0	6-6-0	Brockman (W 1-2)	925	2:22
Apr 14, 2001	TEXAS A&M-CC	W 13-0	13-17-0	0-3-0	7	26-17-0	6-6-0	Goodman (W 3-1)	1000	1:56
Apr 17, 2001	at Grand Canyon	W 4-2	4-10-2	2-7-1	9	27-17-0	6-6-0	Sulser (W 3-1)	435	2:35
Apr 20, 2001	CALIFORNIA *	9-11 L	9-11-0	11-18-6	9	27-18-0	6-7-0	Kaiser (L 7-4)	1100	3:20
Apr 21, 2001	CALIFORNIA *	13-19 L	13-19-4	19-18-1	9	27-19-0	6-8-0	Martinez (L 0-1)	875	3:47
Apr 22, 2001	CALIFORNIA * W	12-11	12-18-1	11-17-0	(10)	28-19-0	7-8-0	Anderson (W 1-0)	957	3:35
Apr 27, 2001	at ASU *	4-7 L	4-14-0	7-6-4	9	28-20-0	7-9-0	Kaiser (L 7-5)	3108	2:35
Apr 28, 2001	at ASU *	W 3-1	3-9-1	1-7-0	9	29-20-0	8-9-0	Rierson (W 5-4)	2708	2:50
Apr 29, 2001	at ASU *	5-6 L	5-11-2	6-11-0	(11)	29-21-0	8-10-0	Anderson (L 1-1)	2652	3:41
May 11, 2001	at Stanford *	5-6 L	5-10-2	6-14-1	9	29-22-0	8-11-0	Kaiser (L 7-6)	4458	3:05
May 12, 2001	at Stanford *	W 5-4	5-13-2	4-10-1	9	30-22-0	9-11-0	Rierson (W 6-4)	2916	3:00
May 13, 2001	at Stanford *	2-8 L	2-2-1	8-13-0	9	30-23-0	9-12-0	Goodman (L 3-1)	3763	2:58
May 18, 2001	WASHINGTON *	W 8-3	8-13-1	3-8-1	9	31-23-0	10-12-0	Kaiser (W 8-6)	1236	2:54
May 19, 2001	WASHINGTON *	W 5-2	5-7-2	2-9-0	9	32-23-0	11-12-0	Rierson (W 7-4)	1315	2:32
May 20, 2001	WASHINGTON *	W 18-6	18-23-0	6-11-3	9	33-23-0	12-12-0	Little (W 4-0)	1035	3:20

* Denotes Pac-10





2001 Arizona Wildcat Baseball
Final Team Game-by-Game for Arizona

Hitting

Date	Opponent	AB	R	H	RBI	2B	3B	HR	BB	IBB	SB	CS	HBP	SAC	SF	GDP	K	PO	A	E	Avg
Jan. 18,	at Hawaii Hilo	34	3	6	2	1	0	0	4	0	0	0	3	2	0	0	8	30	9	2	.176
Jan 19,	at Hawaii Hilo	26	3	6	3	2	0	0	0	0	0	0	1	2	0	0	5	21	11	1	.200
Jan 19,	at Hawaii Hilo	38	12	14	12	3	1	2	9	0	5	0	2	2	0	0	7	27	4	2	.265
Jan 20,	at Hawaii-Hilo	33	1	6	1	0	1	0	1	0	0	1	0	0	1	0	1	24	12	0	.244
Jan 25,	BYU	36	4	6	3	1	0	0	1	0	1	0	1	0	0	0	13	27	5	3	.228
Jan 26,	BYU	44	15	22	15	5	1	1	0	0	2	2	1	0	0	0	3	27	12	0	.284
Jan 29,	St. Mary's	36	8	13	8	1	0	2	2	0	0	1	1	0	0	0	3	27	10	1	.296
Jan 30,	St. Mary's	40	8	12	6	0	0	2	2	0	3	0	0	1	1	0	3	27	13	2	.296
Jan 31,	St. Mary's	37	4	11	4	1	0	1	3	0	0	0	1	0	0	1	6	27	13	1	.296
Feb 02,	Long Beach St.	33	4	5	4	1	0	2	2	0	0	0	0	0	0	0	6	27	13	2	.283
Feb 03,	Long Beach St.	36	9	11	9	3	0	1	6	0	1	0	3	0	0	2	7	27	11	6	.285
Feb 04,	Long Beach St.	40	11	17	10	1	0	2	4	0	0	0	1	1	3	0	8	27	11	2	.298
Feb 08,	New Mexico	30	9	9	9	1	1	0	5	0	2	1	2	2	2	1	1	27	13	4	.298
Feb 09,	New Mexico	37	8	12	8	0	3	1	4	0	1	0	1	0	0	0	5	27	10	2	.300
Feb 10,	New Mexico	35	12	15	12	1	0	1	8	0	0	2	2	0	1	0	4	27	9	0	.308
Feb 16,	Texas A&M	40	9	13	7	2	1	1	1	0	1	1	0	1	0	0	9	27	13	1	.310
Feb 17,	Texas A&M	35	12	15	11	2	0	0	5	0	1	1	1	1	0	2	4	27	3	0	.316
Feb 18,	Texas A&M	38	16	16	15	0	1	1	5	0	1	0	0	2	1	0	2	27	11	1	.323
Feb 23,	Utah Utes	32	8	12	8	1	1	3	4	0	0	1	1	1	1	0	7	27	9	5	.325
Feb 24,	Utah Utes	35	4	7	4	0	0	0	5	0	0	1	0	0	0	0	3	27	10	1	.319
Feb 25,	Utah Utes	29	5	8	4	2	0	0	4	0	1	0	3	0	1	0	4	27	8	1	.317
Mar 02,	vs Southern Miss	39	4	12	4	3	0	0	1	0	0	1	0	0	0	0	6	24	9	2	.317
Mar 03,	at Ole Miss	58	4	10	3	2	0	0	9	0	0	3	0	1	0	0	21	50	19	0	.307
Mar 04,	vs St. Francis	30	3	9	3	2	0	1	4	0	0	1	1	0	0	2	2	27	16	1	.307
Mar 09,	at UCLA	32	2	5	0	0	0	0	3	0	0	0	0	0	0	1	7	25	15	3	.301
Mar 10,	at UCLA	37	6	9	5	1	0	0	5	0	0	0	0	0	0	1	7	27	11	1	.299
Mar 11,	at UCLA	40	9	13	7	3	0	2	2	0	2	0	0	1	0	0	7	27	6	1	.300
Mar 14,	Houston	30	3	4	1	0	2	0	6	0	0	0	0	0	0	2	6	27	15	4	.295
Mar 16,	Southern Utah	41	13	17	10	2	0	1	3	0	0	0	0	0	0	0	3	27	13	2	.300
Mar 17,	Southern Utah	32	7	10	6	4	0	2	3	0	1	0	0	0	0	1	1	27	7	1	.300
Mar 18,	Southern Utah	39	13	14	13	4	2	0	4	0	2	0	0	0	2	0	5	27	7	1	.302
Mar 23,	USC Trojans	29	0	3	0	0	0	0	0	0	0	0	0	0	0	1	15	27	12	3	.297
Mar 24,	USC Trojans	33	4	8	3	2	0	1	3	0	0	0	0	0	0	1	5	27	12	0	.296
Mar 25,	USC Trojans	39	7	13	6	2	1	0	5	0	4	1	0	2	1	1	9	30	10	1	.297
Mar 30,	Oregon State	34	5	10	5	4	0	1	3	0	0	1	0	0	0	0	7	27	11	0	.297
Mar 31,	Oregon State	31	0	5	0	0	0	0	0	0	0	1	0	0	0	1	4	27	8	0	.293
Apr 01,	Oregon State	40	13	19	12	3	2	0	3	0	3	0	0	2	0	2	4	27	7	2	.299
Apr 06,	at Wash. St.	50	14	18	11	1	3	0	2	0	0	0	0	1	2	0	3	30	17	5	.301
Apr 07,	at Wash. St.	38	11	12	8	1	0	1	7	1	0	1	1	1	1	1	5	27	10	1	.302
Apr 08,	at Wash. St.	43	14	18	14	3	1	7	3	0	0	0	0	0	0	1	2	24	11	0	.305
Apr 12,	Texas A&M-CC	38	14	16	11	3	1	1	3	0	5	1	1	0	2	0	7	27	11	2	.308
Apr 13,	Texas A&M-CC	38	19	17	14	4	2	2	7	0	0	0	0	0	0	0	4	21	9	2	.311
Apr 14,	Texas A&M-CC	32	13	17	13	1	2	1	5	0	2	0	1	0	2	0	1	21	10	0	.316
Apr 17,	at Grand Canyon	37	4	10	4	4	0	0	2	0	3	0	1	0	0	0	5	27	9	2	.315
Apr 20,	California	40	9	11	9	4	0	1	4	0	1	0	1	0	0	0	9	27	9	0	.314
Apr 21,	California	44	13	19	11	3	0	2	5	1	3	0	0	0	0	1	2	27	16	4	.317
Apr 22,	California	46	12	18	12	4	1	1	4	0	2	0	0	1	0	0	10	30	18	1	.319
Apr 27,	at ASU	40	4	14	4	1	0	1	0	0	4	0	1	0	0	0	9	24	10	0	.320
Apr 28,	at ASU	31	3	9	2	1	0	1	3	0	0	2	1	2	0	1	11	27	17	1	.319
Apr 29,	at ASU	40	5	11	5	3	1	0	6	0	0	1	0	2	0	0	8	31	8	2	.318
May 11,	at Stanford	37	5	10	4	6	0	1	0	0	0	0	1	0	0	1	11	24	12	2	.317
May 12,	at Stanford	38	5	13	4	2	0	2	1	0	0	1	0	0	0	0	8	27	20	2	.318
May 13,	at Stanford	30	2	2	2	0	0	0	6	0	1	0	1	0	0	0	9	24	9	1	.314
May 18,	Washington	36	8	13	6	0	0	2	4	0	0	1	1	0	0	0	1	27	6	1	.315
May 19,	Washington	31	5	7	5	1	0	0	3	0	0	0	0	0	0	0	2	27	9	2	.313
May 20,	Washington	45	18	23	15	5	1	3	6	0	0	0	0	0	1	1	7	27	5	0	.318
Totals		2062	436	655	387	107	29	54	200	2	52	26	35	28	22	25	332	1513	604	87	.318





2001 Arizona Wildcat Baseball
Final Team Game-by-Game for Arizona
Pitching

Date	Opponent	IP	H	R	ER	BB	SO	2B	3B	HR	WP	BK	HBP	DP	IBB	Score	W	L	SV	ERA
Jan 18,	at Hawaii Hilo	10.0	5	2	1	5	6	0	0	0	0	0	0	0	0	3-2	1	0	1	0.90
Jan 19,	at Hawaii Hilo	7.0	4	2	1	2	8	0	0	0	0	0	0	0	0	3-2	2	0	2	1.06
Jan 19,	at Hawaii Hilo	9.0	3	1	1	4	11	0	0	0	0	0	1	0	0	12-1	3	0	2	1.04
Jan 20,	at Hawaii-Hilo	8.0	9	4	4	3	6	1	0	1	0	0	0	0	0	1-4	3	1	2	1.85
Jan 25,	BYU	9.0	17	8	7	4	7	1	1	3	1	1	1	0	0	4-8	3	2	2	2.93
Jan 26,	BYU	9.0	11	7	7	7	6	1	1	1	2	0	1	0	0	15-7	4	2	3	3.63
Jan 29,	St. Mary's	9.0	6	4	4	3	7	3	0	0	2	0	2	0	0	8-4	5	2	4	3.69
Jan 30,	St. Mary's	9.0	14	12	9	4	9	3	0	0	1	0	1	1	0	8-12	5	3	4	4.37
Jan 31,	St. Mary's	9.0	10	8	5	1	8	3	1	3	0	0	0	0	0	4-8	5	4	4	4.44
Feb 02,	Long Beach St.	9.0	8	6	6	3	9	2	0	0	0	0	1	1	0	4-6	5	5	4	4.60
Feb 03,	Long Beach St.	9.0	25	21	18	1	8	3	2	1	2	0	3	2	0	9-21	5	6	4	5.85
Feb 04,	Long Beach St.	9.0	19	18	16	1	7	4	0	2	3	0	3	0	0	11-18	5	7	4	6.71
Feb 08,	New Mexico	9.0	6	3	2	4	9	0	0	1	1	0	0	1	0	9-3	6	7	5	6.34
Feb 09,	New Mexico	9.0	5	0	0	0	9	0	0	0	0	0	0	1	0	8-0	7	7	5	5.88
Feb 10,	New Mexico	9.0	11	3	3	3	8	0	0	0	0	0	0	2	0	12-3	8	7	5	5.68
Feb 16,	Texas A&M	9.0	9	6	5	4	6	2	0	1	1	0	1	0	0	9-6	9	7	6	5.64
Feb 17,	Texas A&M	9.0	8	5	5	3	6	3	0	0	0	0	1	0	0	12-5	10	7	6	5.60
Feb 18,	Texas A&M	9.0	9	5	5	3	8	1	1	1	2	0	0	1	0	16-5	11	7	6	5.57
Feb 23,	Utah Utes	9.0	10	7	5	7	10	3	1	1	1	0	0	0	0	8-7	12	7	7	5.54
Feb 24,	Utah Utes	9.0	10	6	6	4	9	1	1	0	0	0	0	0	0	4-6	12	8	7	5.56
Feb 25,	Utah Utes	9.0	10	4	4	4	8	2	0	2	2	0	0	0	0	5-4	13	8	7	5.49
Mar 02,	vs Southern Miss	8.0	14	14	10	6	6	3	0	3	1	0	1	0	0	4-14	13	9	7	5.72
Mar 03,	at Ole Miss	16.2	16	5	5	6	13	4	0	1	0	0	1	2	2	4-5	13	10	7	5.49
Mar 04,	vs St. Francis	9.0	6	1	1	1	3	2	0	0	0	0	0	0	0	3-1	14	10	7	5.30
Mar 09,	at UCLA	8.1	10	3	2	2	4	1	0	0	1	0	0	0	1	2-3	14	11	7	5.19
Mar 10,	at UCLA	9.0	9	4	2	2	7	1	0	0	0	0	1	0	0	6-4	15	11	8	5.07
Mar 11,	at UCLA	9.0	13	6	6	3	4	2	0	2	1	0	2	0	0	9-6	16	11	9	5.10
Mar 14,	Houston	9.0	15	9	5	10	7	4	0	0	1	0	0	0	0	3-9	16	12	9	5.10
Mar 16,	Southern Utah	9.0	10	5	4	3	9	0	1	0	0	0	1	2	0	13-5	17	12	10	5.06
Mar 17,	Southern Utah	9.0	6	2	1	2	9	3	0	0	0	0	2	0	0	7-2	18	12	11	4.93
Mar 18,	Southern Utah	9.0	13	7	5	5	6	2	1	0	0	0	0	0	0	13-7	19	12	11	4.93
Mar 23,	USC Trojans	9.0	10	8	0	5	7	0	2	0	0	0	1	0	0	0-8	19	13	11	4.78
Mar 24,	USC Trojans	9.0	10	6	6	3	3	4	0	2	0	1	1	0	1	4-6	19	14	11	4.81
Mar 25,	USC Trojans	10.0	11	8	7	4	5	1	1	1	1	0	1	0	0	7-8	19	15	11	4.86
Mar 30,	Oregon State	9.0	8	2	2	4	4	2	0	0	0	0	2	2	0	5-2	20	15	11	4.78
Mar 31,	Oregon State	9.0	17	8	8	1	9	3	2	0	2	0	1	0	0	0-8	20	16	11	4.87
Apr 01,	Oregon State	9.0	10	6	6	2	7	0	2	1	0	0	0	0	0	13-6	21	16	11	4.90
Apr 06,	at Wash. St.	10.0	12	11	6	5	4	0	0	1	1	1	1	2	0	14-11	22	16	11	4.91
Apr 07,	at Wash. St.	9.0	14	7	7	2	6	4	0	0	2	0	1	0	0	11-7	23	16	12	4.97
Apr 08,	at Wash. St.	8.0	18	17	17	9	7	2	0	3	4	0	0	0	0	14-17	23	17	12	5.28
Apr 12,	Texas A&M-CC	9.0	10	9	5	4	7	3	0	0	2	0	0	1	0	14-9	24	17	12	5.27
Apr 13,	Texas A&M-CC	7.0	5	7	3	4	4	1	0	1	0	0	1	0	0	19-7	25	17	12	5.24
Apr 14,	Texas A&M-CC	7.0	3	0	0	0	4	0	0	0	0	0	0	0	0	13-0	26	17	12	5.15
Apr 17,	at Grand Canyon	9.0	7	2	1	3	11	2	0	0	1	0	0	0	0	4-2	27	17	13	5.06
Apr 20,	California	9.0	18	11	11	5	4	1	1	0	0	1	0	0	0	9-11	27	18	13	5.19
Apr 21,	California	9.0	18	19	14	4	7	5	0	1	1	0	0	1	0	13-19	27	19	13	5.38
Apr 22,	California	10.0	17	11	10	4	7	4	0	1	1	0	2	1	0	12-11	28	19	13	5.46
Apr 27,	at ASU	8.0	6	7	7	8	3	2	1	2	2	2	2	0	1	4-7	28	20	13	5.51
Apr 28,	at ASU	9.0	7	1	1	3	4	0	0	1	1	0	0	2	0	3-1	29	20	14	5.42
Apr 29,	at ASU	10.1	11	6	5	7	4	1	0	0	1	0	1	1	1	5-6	29	21	14	5.39
May 11,	at Stanford	8.0	14	6	6	3	4	1	0	1	0	0	2	2	0	5-6	29	22	14	5.42
May 12,	at Stanford	9.0	10	4	4	4	2	2	0	0	0	0	1	4	0	5-4	30	22	15	5.39
May 13,	at Stanford	8.0	13	8	7	3	2	2	0	1	0	0	0	0	0	2-8	30	23	15	5.43
May 18,	Washington	9.0	8	3	3	3	9	1	0	0	0	0	3	0	0	8-3	31	23	15	5.39
May 19,	Washington	9.0	9	2	2	1	7	1	0	0	1	0	1	1	0	5-2	32	23	16	5.32
May 20,	Washington	9.0	11	6	6	3	12	3	1	1	0	0	0	0	0	18-6	33	23	16	5.34
Totals		504.1	598	363	299	204	376	100	20	40	42	6	44	30	6	436-363	33	23	16	5.34

* = Pac-10 game





2001 Arizona Wildcat Baseball Final Overall Statistics

Record: 33-23 Home: 22-14 Away: 10-8 Neutral: 1-1 Pac-10: 12-12

Player	AVG	GP	GS	AB	R	H	2B	3B	HR	RBI	TB	SLG%	BB	HBP	SO	GDP	OB%	SF	SH	SB	ATT	PO	A	E	FLD%
44 Ernie Durazo	.395	56	56	238	66	94	23	4	7	57	146	.613	30	3	37	3	.469	0	0	6	7	506	41	8	.986
27 Brian Anderson	.370	48	47	181	40	67	9	6	4	38	100	.552	18	2	25	3	.433	0	2	8	14	124	4	2	.985
24 Matt Abram	.352	56	56	227	47	80	18	2	10	55	132	.581	19	3	32	3	.405	3	1	1	2	54	84	10	.932
11 Erik Torres	.350	55	54	237	48	83	15	6	5	35	125	.527	15	3	45	4	.393	2	3	1	2	34	120	12	.928
18 Shelley Duncan	.338	56	56	228	64	77	9	1	24	78	160	.702	32	2	35	2	.416	5	0	3	4	105	7	0	1.000
26 Ken Riley	.288	50	46	153	18	44	4	0	0	15	48	.314	4	4	18	3	.319	2	8	4	7	275	31	10	.968
10 Brad Hassey	.283	56	56	237	60	67	9	5	0	28	86	.363	27	6	29	0	.368	2	0	12	19	99	171	14	.951
23 Justyn St. Clair	.274	51	43	157	27	43	7	2	1	21	57	.363	18	6	19	2	.366	2	3	7	10	67	4	4	.947
1 Moises Duran	.247	29	19	77	15	19	3	0	1	7	25	.325	8	0	11	2	.318	0	2	2	2	38	53	7	.929
14 Kenny Huff	.225	46	35	138	21	31	1	2	2	17	42	.304	12	1	27	1	.284	4	3	1	1	19	2	1	.955
22 Marc Kaiser	.436	19	9	39	9	17	2	1	0	5	21	.538	4	0	9	1	.488	0	0	2	3	15	27	10	.808
5 Jeff Casper	.276	20	6	29	6	8	2	0	0	7	10	.345	0	0	9	0	.276	0	2	1	2	58	4	1	.984
37 Kyle Tasco	.250	22	5	32	8	8	2	0	0	6	10	.312	7	3	9	1	.419	1	0	1	1	0	0	0	.000
43 Clayton Bried	.231	23	3	26	4	6	2	0	0	6	8	.308	2	1	7	0	.310	0	0	2	2	15	0	2	.882
19 Chris Cunningham	.217	13	4	23	1	5	1	0	0	3	6	.261	1	0	8	0	.240	1	0	0	1	49	3	0	1.000
34 Jason Shroyer	.167	22	9	36	2	6	0	0	0	9	6	.167	2	1	11	0	.231	0	4	1	1	25	0	0	1.000
4 Greg Powers	.000	5	0	4	0	0	0	0	0	0	0	.000	1	0	1	0	.200	0	0	0	0	3	1	0	1.000
Totals	.318	56	56	2062	436	655	107	29	54	387	982	.476	200	35	332	25	.384	22	28	52	78	1513	604	87	.961
Opponents	.293	56	56	2040	363	598	100	20	40	331	858	.421	204	44	376	30	.366	26	22	61	81	1469	589	100	.954

LOB - Team (443), Opp (463). DPs turned - Team (36), Opp (38). CI - Team (3), Riley 3, Opp (1). IBB - Team (2), Abram 1, Duncan 1, Opp (6). Picked off - Hassey 5, Abram 1, St. Clair 1.

Player	ERA	W	L	APP	GS	CG	SHO	CBO	SV	IP	H	R	ER	BB	SO	2B	3B	HR	ABB/Avg	WP	HBP	BK	SFA	SHA	
27 Brian Anderson	2.61	1	1	7	0	0	0	0	3	10.1	5	4	3	8	11	0	0	0	35	.143	2	1	0	2	1
40 Daryl DeSalvo	2.67	2	0	25	0	0	0	0	5	27.0	24	10	8	13	21	2	0	3	102	.235	3	4	1	2	0
15 Brian Pemble	3.69	4	3	15	3	0	0	0	1	31.2	27	22	13	13	24	7	0	3	118	.229	1	2	0	3	1
12 Sean Rierson	4.66	7	4	18	17	0	0	1	0	100.1	126	66	52	21	66	26	4	7	415	.304	3	9	0	6	4
36 Anthony Sulser	4.87	3	1	27	0	0	0	1	1	40.2	34	25	22	21	39	7	0	2	151	.225	6	4	0	1	1
2 Joe Little	5.19	4	0	21	1	0	0	0	2	50.1	57	30	29	12	36	15	0	6	199	.286	3	1	0	3	2
22 Marc Kaiser	5.35	8	6	17	17	1	0	0	0	101.0	122	82	60	57	70	11	7	5	410	.298	6	13	1	3	5
3 Rob Elias	5.66	0	3	24	0	0	0	0	3	35.0	45	28	22	12	28	10	1	1	148	.304	5	1	3	1	2
28 Chris Goodman	6.30	3	2	17	13	0	0	1	0	60.0	76	44	42	16	41	9	3	7	241	.315	6	4	1	4	3
25 David Brockman	8.28	1	2	13	5	0	0	0	0	25.0	41	25	23	15	22	8	2	3	114	.360	3	3	0	1	2
16 Jason Martinez	11.85	0	1	9	0	0	0	1	0	13.2	26	19	18	12	13	4	2	2	65	.400	4	0	0	0	1
13 Peter Fredricks	0.00	0	0	1	0	0	0	0	0	1.0	1	0	0	1	0	0	0	0	4	.250	0	0	0	0	0
20 Kevin Rupprecht	0.00	0	0	2	0	0	0	0	0	3.1	3	0	0	1	4	0	1	0	13	.231	0	1	0	0	0
38 Britt Echols	4.91	0	0	3	0	0	0	0	1	3.2	3	3	2	2	0	0	0	0	13	.231	0	1	0	0	0
47 Kevin Sears	27.00	0	0	1	0	0	0	0	0	0.1	2	1	1	0	0	1	0	0	3	.667	0	0	0	0	0
31 Nathan Staggs	36.00	0	0	2	0	0	0	0	0	1.0	6	4	4	0	1	0	0	1	9	.667	0	0	0	0	0
Totals	5.34	33	23	56	56	1	2	2	16	504.1	598	363	299	204	376	100	20	40	2040	.293	42	44	6	26	22
Opponents	6.62	23	33	56	56	2	2	0	9	489.2	655	436	360	200	332	107	29	54	2062	.318	64	35	14	22	28

PB - Team (6), Riley 2, Casper 2, Cunningham 2, Opp (10). Pickoffs - Team (15), Kaiser 6, Riley 3, Elias 2, Rierson 1, Goodman 1, Martinez 1, Sulser 1, Opp (7). SBA/ATT - Riley (58-70), Rierson (17-20), Kaiser (15-18), Goodman (9-13), Sulser (5-7), Pemble (3-7), Martinez (4-4), Brockman (2-4), Cunningham (1-4), Casper (2-3), Little (1-3), Elias (2-2), Anderson (2-2), DeSalvo (1-1).

(All games Sorted by Fielding pct)

Player	C	PO	A	E	FD%	DPs	SB	CS	SBA%	PB	CI	Player	C	PO	A	E	FD%	DPs	SB	CS	SBA%	PB	CI		
18 Shelley Duncan	112	105	7	0	1.000	0	0	0	-	0	0	1 Moises Duran	98	38	53	7	.929	19	0	0	-	0	0		
19 Chris Cunningham	52	49	3	0	1.000	0	1	3	.250	2	0	11 Erik Torres	166	34	120	12	.928	6	0	0	-	0	0		
34 Jason Shroyer	25	25	0	0	1.000	0	0	0	-	0	0	12 Sean Rierson	21	8	11	2	.905	0	17	3	.850	0	0		
3 Rob Elias	12	3	9	0	1.000	0	2	0	1.000	0	0	36 Anthony Sulser	10	2	7	1	.900	0	5	2	.714	0	0		
15 Brian Pemble	10	3	7	0	1.000	0	3	4	.429	0	0	40 Daryl DeSalvo	9	3	5	1	.889	0	1	0	1.000	0	0		
28 Chris Goodman	9	4	5	0	1.000	0	9	4	.692	0	0	43 Clayton Bried	17	15	0	2	.882	0	0	0	-	0	0		
16 Jason Martinez	5	1	4	0	1.000	0	4	0	1.000	0	0	22 Marc Kaiser	52	15	27	10	.808	3	15	3	.833	0	0		
4 Greg Powers	4	3	1	0	1.000	1	0	0	-	0	0	2 Joe Little	4	2	1	1	.750	0	1	2	.333	0	0		
25 David Brockman	4	1	3	0	1.000	0	2	2	.500	0	0	31 Nathan Staggs	1	0	0	1	1.000	0	0	0	-	0	0		
44 Ernie Durazo	555	506	41	8	.986	35	0	0	-	0	0	20 Kevin Rupprecht	0	0	0	0	.000	0	0	0	-	0	0		
27 Brian Anderson	130	124	4	2	.985	1	2	0	1.000	0	0	13 Peter Fredricks	0	0	0	0	.000	0	0	0	-	0	0		
5 Jeff Casper	63	58	4	1	.984	0	2	1	.667	2	0	38 Britt Echols	0	0	0	0	.000	0	0	0	-	0	0		
26 Ken Riley	316	275	31	10	.968	0	58	12	.829	2	3	47 Kevin Sears	0	0	0	0	.000	0	0	0	-	0	0		
14 Kenny Huff	22	19	2	1	.955	0	0	0	-	0	0	37 Kyle Tasco	0	0	0	0	.000	0	0	0	-	0	0		
10 Brad Hassey	284	99	171	14	.951	27	0	0	-	0	0	Totals	2204	1513	604	87	.961	36	61	20	.753	6	3		
23 Justyn St. Clair	75	67	4	4	.947	0	0	0	-	0	0	Opponents	2158	1469	589	100	.954	38	52	26	.667	10	1		
24 Matt Abram	148	54	84	10	.932	10	0	0	-	0	0														





2001 Arizona Wildcat Baseball Final Overall Statistics Pac-10 Games Only

Record: 12-12 Home: 6-6 Away: 6-6

Player	AVG	GP	GS	AB	R	H	2B	3B	HR	RBI	TB	SLG%	BB	HBP	SO	GDP	OB%	SF	SH	SB	ATT	PO	A	E	FLD%	
22 Marc Kaiser	.542	9	5	24	4	13	2	0	0	3	15	.625	1	0	3	1	.560	0	0	1	2	9	12	5	.808	
18 Shelley Duncan	.390	24	24	100	30	39	7	0	10	37	76	.760	13	0	16	2	.460	0	0	2	3	46	4	0	1.000	
24 Matt Abram	.374	24	24	99	23	37	10	2	5	27	66	.667	9	0	15	2	.418	2	1	0	0	15	22	3	.925	
27 Brian Anderson	.351	24	24	94	19	33	4	3	3	24	52	.553	10	1	20	2	.419	0	2	4	6	69	2	0	1.000	
44 Ernie Durazo	.349	24	24	109	28	38	11	1	2	13	57	.523	7	0	21	1	.388	0	0	2	2	223	19	3	.988	
11 Erik Torres	.306	23	22	98	18	30	5	1	3	13	46	.469	8	1	26	1	.364	0	2	1	1	13	57	5	.933	
10 Brad Hassey	.278	24	24	115	24	32	5	2	0	8	41	.357	8	0	13	0	.323	1	0	5	6	48	75	5	.961	
1 Moises Duran	.275	17	14	51	8	14	1	0	1	6	18	.353	6	0	8	1	.351	0	2	1	1	25	40	4	.942	
26 Ken Riley	.267	23	21	75	4	20	2	0	0	5	22	.293	1	1	11	2	.282	1	3	1	2	107	11	3	.975	
23 Justyn St. Clair	.235	23	19	68	9	16	1	1	1	5	22	.324	9	3	9	1	.350	0	0	3	5	28	2	0	1.000	
14 Kenny Huff	.152	18	11	46	5	7	1	0	1	6	11	.239	4	1	11	0	.231	1	2	0	0	14	2	1	.941	

19 Chris Cunningham	.273	8	3	11	1	3	1	0	0	1	4	.364	0	0	3	0	.273	0	0	0	1	23	2	0	1.000	
37 Kyle Tasco	.143	5	1	7	1	1	0	0	0	1	1	.143	1	0	3	1	.250	0	0	0	0	0	0	0	.000	
5 Jeff Casper	.000	7	0	3	0	0	0	0	0	0	0	.000	0	0	2	0	.000	0	0	0	0	9	0	0	1.000	
34 Jason Shroyer	.000	8	0	2	0	0	0	0	0	1	0	.000	1	0	1	0	.333	0	0	0	0	2	0	0	1.000	
43 Clayton Bried	.000	8	0	2	0	0	0	0	0	0	0	.000	0	0	0	0	.000	0	0	0	0	1	0	1	.500	
Totals	.313	24	24	904	174	283	50	10	26	150	431	.477	78	7	162	14	.370	5	12	20	29	647	269	33	.965	
Opponents	.319	24	24	891	170	284	43	10	18	153	401	.450	90	23	132	16	.390	14	10	33	38	647	267	40	.958	

LOB - Team (185), Opp (213). DPs turned - Team (21), Opp (21). CI - Team (2), Riley 2. IBB - Team (2), Duncan 1, Abram 1, Opp(4). Picked off - Hassey 1.

Player	ERA	W	L	APP	GS	CG	SHOCBO	SV	IP	H	R	ER	BB	SO	2B	3B	HR	ABB/Avg	WP	HBP	BK	SFA	SHA			
27 Brian Anderson	2.61	1	1	7	0	0	0	0	3	10.1	5	4	3	8	11	0	0	0	35	.143	2	1	0	2	1	
40 Daryl DeSalvo	3.27	1	0	13	0	0	0	0	1	11.0	13	5	4	11	7	1	0	2	43	.302	1	1	1	1	0	
12 Sean Rierson	5.12	5	2	8	8	0	0	0	0	51.0	68	32	29	8	25	14	2	3	214	.318	2	4	0	0	2	
22 Marc Kaiser	5.26	2	4	8	8	1	0	0	0	51.1	68	41	30	24	26	6	4	2	214	.318	3	10	1	1	1	
2 Joe Little	5.52	2	0	10	1	0	0	0	0	29.1	35	19	18	9	18	8	0	3	116	.302	2	1	0	3	2	
3 Rob Elias	6.17	0	1	10	0	0	0	0	2	11.2	16	11	8	4	8	1	1	0	53	.302	4	0	3	0	1	
36 Anthony Sulser	7.71	0	1	12	0	0	0	0	0	11.2	15	11	10	8	9	4	0	2	49	.306	2	2	0	0	0	
25 David Brockman	9.75	0	1	5	2	0	0	0	0	12.0	21	14	13	5	12	2	2	3	54	.389	1	1	0	1	2	
28 Chris Goodman	12.27	0	1	7	5	0	0	0	0	14.2	25	20	20	7	8	3	1	1	62	.403	1	2	0	4	0	

13 Peter Fredricks	0.00	0	0	1	0	0	0	0	0	1.0	1	0	0	1	0	0	0	0	4	.250	0	0	0	0	0	
15 Brian Pemble	5.40	1	0	5	0	0	0	0	0	6.2	8	7	4	1	3	1	0	2	25	.320	0	1	0	2	0	
16 Jason Martinez	10.80	0	1	2	0	0	0	0	0	5.0	9	6	6	4	5	3	0	0	22	.409	1	0	0	0	1	
Totals	6.05	12	12	24	24	1	0	0	6	215.2	284	170	145	90	132	43	10	18	891	.319	19	23	5	14	10	
Opponents	5.97	12	12	24	24	2	2	0	4	215.2	283	174	143	78	162	50	10	26	904	.313	27	7	6	5	12	

PB - Team (2), Riley 1, Cunningham 1, Opp (6). Pickoffs - Team (6), Kaiser 6, Opp (1). SBA/ATT - Riley (32-34), Rierson (8-10), Kaiser (10-10), Goodman (6-7), Cunningham (1-3), Pemble (2-3), Martinez (2-2), Anderson (2-2), Little (1-2), Brockman (1-1), Elias (1-1).

Player	C	PO	A	E	FD%	DPs	SB	CS	SBA%	PB	CI	Player	C	PO	A	E	FD%	DPs	SB	CS	SBA%	PB	CI
27 Brian Anderson	71	69	2	0	1.000	1	2	0	1.000	0	0	10 Brad Hassey	128	48	75	5	.961	16	0	0	-	0	0
18 Shelley Duncan	50	46	4	0	1.000	0	0	0	-	0	0	1 Moises Duran	69	25	40	4	.942	15	0	0	-	0	0
23 Justyn St. Clair	30	28	2	0	1.000	0	0	0	-	0	0	14 Kenny Huff	17	14	2	1	.941	0	0	0	-	0	0
19 Chris Cunningham	25	23	2	0	1.000	0	1	2	.333	1	0	11 Erik Torres	75	13	57	5	.933	3	0	0	-	0	0
5 Jeff Casper	9	9	0	0	1.000	0	0	0	-	0	0	12 Sean Rierson	14	6	7	1	.929	0	8	2	.800	0	0
15 Brian Pemble	4	2	2	0	1.000	0	2	1	.667	0	0	24 Matt Abram	40	15	22	3	.925	2	0	0	-	0	0
3 Rob Elias	4	1	3	0	1.000	0	1	0	1.000	0	0	22 Marc Kaiser	26	9	12	5	.808	1	10	0	1.000	0	0
16 Jason Martinez	4	1	3	0	1.000	0	2	0	1.000	0	0	40 Daryl DeSalvo	4	1	2	1	.750	0	0	0	-	0	0
25 David Brockman	3	1	2	0	1.000	0	1	0	1.000	0	0	2 Joe Little	3	1	1	1	.667	0	1	1	.500	0	0
34 Jason Shroyer	2	2	0	0	1.000	0	0	0	-	0	0	43 Clayton Bried	2	1	0	1	.500	0	0	0	-	0	0
36 Anthony Sulser	2	2	0	0	1.000	0	0	0	-	0	0	13 Peter Fredricks	0	0	0	0	.000	0	0	0	-	0	0
28 Chris Goodman	1	0	1	0	1.000	0	6	1	.857	0	0	37 Kyle Tasco	0	0	0	0	.000	0	0	0	-	0	0
44 Ernie Durazo	245	223	19	3	.988	20	0	0	-	0	0	Totals	949	647	269	33	.965	21	33	5	.868	2	2
26 Ken Riley	121	107	11	3	.975	0	32	2	.941	1	2	Opponents	954	647	267	40	.958	21	20	9	.690	6	0






24

M a t t A b r a m

S o .

I N F

R / R



Starting second baseman ... Has already surpassed career mark for home runs with eight ... One of 11 Arizona players to hit for the cycle (4/8 at Washington State), had 14 total bases in the game, second most for a single game in school history ... Went 5-for-13 (.385) with two RBI in three games at Arizona State ... Hit .538 (7-for-13) with three RBI and five runs scored in three games against Cal (4/20-22) ... Pac-10 Player of the Week (4/9) for his efforts at Washington State (.533 avg. - two singles, two doubles, two triple, two home runs, six runs and six RBI in three games) ... Started an inning ending double play against Oregon State with the bases loaded and then hit a two-run homer to give Arizona a 5-2 lead (3/30) ... Was 6-for-12 (.500) with two doubles, a home run, four runs scored and seven RBI against Oregon State (3/30-4/1) ... Hit game-winning home run against St. Francis (3/4) ... Went 6-for-13 (.462) against Southern Utah with two doubles, four RBI and four runs scored ... Hit .357 at Ole Miss Invitational ... Knocked home the game-tying run in Arizona come from behind win vs. Utah (2/15) ... Hit .462 (6-for-13) in three games against Texas A&M (2/16-18) with a double, four RBI and two runs scored ... Was 4-for-13 (.308) with a double, a HR and six RBI in three games vs. New Mexico (2/8-10) ... Went 8-for-15 (.533) with three home runs, five RBI and four runs against St. Mary's (1/29-31) ... Hit .312 (5-for-16), including two doubles against Hawaii-Hilo (1/18-20).

Date	Opponent	GS	AB	R	H	RBI	2B	3B	HR	BB	IBB	SB	CS	HBP	SAC	SF	GDP	K	PO	A	E	Avg
Jan 18, 2001	Hawaii Hilo	* 5	0	2	0	1	0	0	0	0	0	0	0	0	0	0	0	2	3	1	0	.400
Jan 19, 2001	Hawaii Hilo	* 3	1	1	0	1	0	0	0	0	0	0	0	0	0	0	0	1	0	1	0	.375
Jan 19, 2001	Hawaii Hilo	* 4	0	0	0	0	0	0	0	0	0	0	0	0	0	0	0	1	1	1	0	.250
Jan 20, 2001	Hawaii-Hilo	* 4	0	2	0	0	0	0	0	0	0	0	0	0	0	0	0	0	0	0	0	.312
Jan 25, 2001	BYU	* 4	1	1	1	1	0	0	0	0	0	0	0	0	0	0	2	5	1	1	1	.300
Jan 26, 2001	BYU	* 5	1	1	1	1	0	0	0	0	0	0	0	0	0	0	0	1	1	3	0	.280
Jan 29, 2001	St. Mary's	* 5	1	3	3	0	0	1	0	0	0	0	0	0	0	0	0	0	0	3	0	.333
Jan 30, 2001	St. Mary's	* 5	2	3	1	0	0	1	0	0	0	0	0	0	0	0	0	1	4	2	0	.371
Jan 31, 2001	St. Mary's	* 5	1	2	1	0	0	1	0	0	0	0	0	0	0	1	0	0	0	3	1	.375
Feb 02, 2001	Long Beach St.	* 4	0	0	0	0	0	0	0	0	0	0	0	0	0	0	0	1	0	4	0	.341
Feb 03, 2001	Long Beach St.	* 1	0	0	0	0	0	0	1	0	0	0	0	0	0	0	0	0	1	2	0	.333
Feb 04, 2001	Long Beach St.	* 3	0	2	0	0	0	0	1	0	0	0	1	0	0	0	0	1	0	0	0	.354
Feb 08, 2001	New Mexico	* 5	0	1	2	1	0	0	0	0	0	0	0	0	0	0	0	0	1	1	2	.340
Feb 09, 2001	New Mexico	* 5	0	1	0	0	0	0	0	0	0	0	0	0	0	0	0	0	3	5	0	.328
Feb 10, 2001	New Mexico	* 3	2	2	4	0	0	1	1	0	0	1	0	0	0	0	0	0	0	0	0	.344
Feb 16, 2001	Texas A&M	* 4	1	1	1	1	0	0	1	0	0	0	0	0	0	0	0	2	1	5	0	.338
Feb 17, 2001	Texas A&M	* 5	1	3	0	0	0	0	0	0	0	0	0	0	0	0	0	2	0	0	0	.357
Feb 18, 2001	Texas A&M	* 4	0	2	3	0	0	0	0	0	0	0	0	0	0	0	0	0	2	6	0	.365
Feb 23, 2001	Utah	* 3	0	0	0	0	0	0	1	0	0	0	0	0	0	0	0	0	1	2	0	.351
Feb 24, 2001	Utah	* 3	1	0	0	0	0	0	1	0	0	0	0	0	0	0	0	0	1	2	0	.338
Feb 25, 2001	Utah	* 4	0	2	1	0	0	0	0	0	0	0	0	0	0	0	0	0	0	3	0	.345
Mar 02, 2001	Southern Miss	* 3	1	0	0	0	0	0	1	0	0	0	0	0	0	0	0	0	0	3	1	.333
Mar 03, 2001	Ole Miss	* 8	1	2	0	0	0	0	0	0	0	0	0	0	0	0	0	1	4	4	0	.326
Mar 04, 2001	St. Francis (N.Y.)	* 3	1	3	2	1	0	1	0	0	0	0	1	0	0	0	0	0	2	3	0	.347
Mar 09, 2001	UCLA	* 4	0	0	0	0	0	0	0	0	0	0	0	0	0	0	1	1	3	3	1	.333
Mar 10, 2001	UCLA	* 4	1	1	0	1	0	0	1	0	0	0	0	0	0	0	0	1	1	2	1	.330
Mar 11, 2001	UCLA	* 4	0	3	1	1	0	0	0	0	0	0	0	1	0	0	0	0	0	0	0	.345
Mar 14, 2001	Houston	* 3	0	0	0	0	0	0	0	0	0	0	0	0	0	0	0	1	3	2	2	.336
Mar 16, 2001	Southern Utah	* 4	2	3	2	0	0	0	1	0	0	0	0	0	0	0	0	0	4	2	0	.350
Mar 17, 2001	Southern Utah	* 4	0	1	0	1	0	0	0	0	0	0	0	0	0	0	0	0	0	0	0	.347
Mar 18, 2001	Southern Utah	* 5	2	2	2	1	0	0	0	0	0	0	0	0	0	0	0	0	2	2	0	.349
Mar 23, 2001	USC	* 3	0	0	0	0	0	0	0	0	0	0	0	0	0	0	0	2	2	4	1	.341
Mar 24, 2001	USC	* 4	0	0	0	0	0	0	0	0	0	0	0	0	0	0	0	1	0	2	0	.331
Mar 25, 2001	USC	* 4	1	2	2	1	0	0	0	0	0	0	0	0	0	1	1	1	2	1	0	.336
Mar 30, 2001	Oregon State	* 4	2	2	2	0	0	1	0	0	0	0	0	0	0	0	0	2	2	2	0	.340
Mar 31, 2001	Oregon State	* 3	0	1	0	0	0	0	0	0	0	0	0	0	0	0	0	0	0	2	0	.340
Apr 01, 2001	Oregon State	* 5	2	3	5	2	0	0	0	0	0	0	0	0	0	0	0	0	1	1	0	.349
Apr 06, 2001	Washington State	* 5	2	1	2	0	1	0	0	0	0	0	0	0	0	1	0	0	0	0	0	.344
Apr 07, 2001	Washington State	* 5	2	2	1	1	0	0	0	0	0	0	0	0	0	0	0	0	0	0	0	.346
Apr 08, 2001	Washington State	* 5	2	5	3	1	1	2	0	0	0	0	0	0	0	0	0	0	0	0	0	.366
Apr 12, 2001	Texas A&M-CC	* 3	1	0	0	0	0	0	1	0	0	0	1	0	0	0	0	0	0	0	0	.359
Apr 13, 2001	Texas A&M-CC	* 5	2	1	2	0	0	0	0	0	0	0	0	0	0	0	0	1	0	0	0	.355
Apr 14, 2001	Texas A&M-CC	* 2	0	0	1	0	0	0	1	0	0	0	0	0	0	1	0	0	0	0	0	.351
Apr 17, 2001	Grand Canyon	* 4	2	2	1	0	0	0	0	0	1	0	0	0	0	0	0	0	0	1	0	.354
Apr 20, 2001	California	* 5	1	1	0	0	0	0	0	0	0	0	0	0	0	0	0	1	3	1	0	.350
Apr 21, 2001	California	* 3	1	2	1	1	0	0	2	1	0	0	0	0	0	0	0	0	0	0	0	.355
Apr 22, 2001	California	* 5	3	4	2	1	0	0	1	0	0	0	0	0	0	0	0	1	1	4	0	.366
Apr 27, 2001	ASU	* 5	0	3	0	0	0	0	0	0	0	0	0	0	0	0	0	0	0	0	0	.372
Apr 28, 2001	ASU	* 3	0	0	0	0	0	0	1	0	0	0	0	0	0	0	0	0	0	0	0	.367
Apr 29, 2001	ASU	* 5	0	2	2	0	0	0	0	0	0	0	0	0	0	0	0	1	0	0	0	.368
May 11, 2001	Stanford	* 4	1	1	1	1	0	0	0	0	0	0	0	0	0	0	0	2	0	0	0	.365
May 12, 2001	Stanford	* 4	0	0	0	0	0	0	0	0	0	0	0	0	0	0	0	0	1	0	0	.358
May 13, 2001	Stanford	* 3	1	0	0	0	0	0	1	0	0	0	0	0	0	0	0	1	0	0	0	.353
May 18, 2001	Washington	* 5	2	2	2	0	0	1	0	0	0	0	0	0	0	0	0	0	0	0	0	.355
May 19, 2001	Washington	* 3	0	0	0	0	0	0	1	0	0	0	0	0	0	0	0	0	0	0	0	.350
May 20, 2001	Washington	* 4	2	2	3	0	0	1	2	0	0	0	0	0	0	0	0	0	0	0	0	.352
Totals		56	227	47	80	55	18	2	10	19	1	1	1	3	1	3	3	32	54	84	10	.352






27

Brian Anderson

Fr.

P / O F

R / R



Went 8-for-10 (.800) in first two starts, also collected three RBI and scored five runs ... Hit .364 (4-for-13) with two home runs, three RBI and three runs scored at Stanford ... Worked out of a bases loaded, no out jam on the mound at Stanford (5/12) to earn second save of the season ... Was 4-for-12 (.333) with a triple, two RBIs and a run scored in three games at Arizona State ... Also pitched in the final two games of the series picking up his first career save in game two after working out of a no out, bases loaded jam in the ninth ... Collected game-winning hit in the tenth inning in Arizona's come-from-behind win over Cal (2/22) while also picking up the victory on the mound ... hit .462 (6-for-13) in three games against the Bears (4/20-22) including a bases loaded double to score three runs ... Had eight hits in 11 ABs (.727) in three games vs. TAMU-CC, also scored twice and drove in five ... Hit .429 (6-for-14) with five runs and four RBI in three games at Washington State (4/6-8) ... Was 3-for-10 (.300) in three games against Oregon State with a triple and two RBI ... Hit .300 (3-for-10) at Ole Miss Invitational with two RBI and a run scored .. Was 3-for-9 (.333) against Utah (2/23-25) with a RBI and a run scored ... Hit .308 in three games against Texas A&M (2/16-18) with seven runs scored, including a career-high four runs in one game on 2/18 ... Scored three runs and hit first career triple against New Mexico (2/8-10) Recorded first collegiate hit with a double vs. BYU (1/26) and first home run against St. Mary's (1/30).

Season Game Highs — AB: 5 Hits: 4 Runs: 4 RBI: 5
 Current Hit Streak: Hitless in last game. Season High Hit Streak: Eight Games

Date	Opponent	GS	AB	R	H	RBI	2B	3B	HR	BB	IBB	SB	CS	HBP	SAC	SF	GDP	K	PO	A	E	Avg	
Jan 19, 2001	Hawaii Hilo		0	0	0	0	0	0	0	1	0	0	0	0	0	0	0	0	1	0	0	.000	
Jan 26, 2001	BYU	*	5	3	4	1	2	0	0	0	0	1	0	0	0	0	0	0	1	0	0	.800	
Jan 30, 2001	St. Mary's	*	5	2	4	2	0	0	1	0	0	2	0	0	0	0	0	0	3	0	0	.800	
Jan 31, 2001	St. Mary's	*	4	0	1	1	0	0	0	0	0	0	0	0	0	0	0	0	3	0	0	.643	
Feb 02, 2001	Long Beach St.	*	4	1	0	0	0	0	0	0	0	0	0	0	0	0	0	1	3	0	0	.500	
Feb 03, 2001	Long Beach St.	*	5	1	2	1	0	0	0	0	0	0	0	0	0	0	0	0	0	0	1	.478	
Feb 04, 2001	Long Beach St.	*	4	0	2	0	0	0	0	1	0	0	0	0	0	0	0	1	4	0	0	.481	
Feb 08, 2001	New Mexico	*	4	1	0	0	0	0	0	0	0	0	0	0	0	0	0	0	1	0	0	.419	
Feb 09, 2001	New Mexico	*	5	1	1	0	0	1	0	0	0	0	0	0	0	0	0	0	4	0	0	.389	
Feb 10, 2001	New Mexico	*	3	1	1	0	0	0	0	0	0	0	0	0	0	0	0	1	2	0	0	.385	
Feb 16, 2001	Texas A&M	*	4	2	1	0	0	0	0	0	0	0	0	0	0	0	0	0	2	0	0	.372	
Feb 17, 2001	Texas A&M	*	4	1	0	0	0	0	0	1	0	0	1	0	0	0	1	0	7	0	0	.340	
Feb 18, 2001	Texas A&M	*	5	4	3	0	0	1	0	0	0	0	0	0	0	0	0	0	2	0	0	.365	
Feb 23, 2001	Utah	*	2	0	2	0	0	0	0	1	0	0	0	1	0	0	0	0	1	1	1	.389	
Feb 24, 2001	Utah	*	4	1	0	1	0	0	0	0	0	0	0	0	0	0	0	0	1	0	0	.362	
Feb 25, 2001	Utah	*	3	0	1	0	0	0	0	1	0	0	0	0	0	0	0	0	1	0	0	.361	
Mar 02, 2001	Southern Miss	*	4	1	1	0	1	0	0	0	0	0	1	0	0	0	0	0	2	0	0	.354	
Mar 03, 2001	Ole Miss	*	3	0	1	1	0	0	0	0	0	0	1	0	0	0	0	1	3	0	0	.353	
Mar 04, 2001	St. Francis (N.Y.)	*	3	0	1	1	0	0	0	1	0	0	1	0	0	0	0	0	2	1	0	.352	
Mar 09, 2001	UCLA	*	4	0	0	0	0	0	0	0	0	0	0	0	0	0	0	2	2	0	0	.333	
Mar 10, 2001	UCLA	*	4	1	0	1	0	0	0	0	0	0	0	0	0	0	0	1	1	0	0	.316	
Mar 11, 2001	UCLA	*	4	3	1	0	0	0	0	1	0	1	0	0	0	0	0	2	7	0	0	.313	
Mar 14, 2001	Houston	*	1	0	0	0	0	0	0	1	0	0	0	0	0	0	0	0	2	0	0	.310	
Mar 23, 2001	USC	*	3	0	1	0	0	0	0	0	0	0	0	0	0	0	0	1	2	0	0	.310	
Mar 24, 2001	USC	*	4	0	1	0	0	0	0	0	0	0	0	0	0	0	0	0	4	0	0	.308	
Mar 25, 2001	USC	*	5	1	2	1	0	0	0	0	0	1	1	0	0	0	0	1	3	0	0	.312	
Mar 30, 2001	Oregon State	*	3	0	0	0	0	0	0	1	0	0	0	0	0	0	0	1	1	0	0	.303	
Mar 31, 2001	Oregon State	*	3	0	0	0	0	0	0	0	0	0	0	0	0	0	0	0	5	0	0	.294	
Apr 01, 2001	Oregon State	*	4	1	3	2	0	1	0	0	0	0	0	0	1	0	0	0	4	0	0	.311	
Apr 06, 2001	Washington State	*	6	2	4	3	0	0	0	0	0	0	0	0	0	0	0	1	3	1	0	.330	
Apr 07, 2001	Washington State	*	4	2	1	0	0	0	0	0	0	0	0	1	0	0	0	0	1	0	0	.328	
Apr 08, 2001	Washington State	*	4	1	1	1	0	0	0	1	0	0	0	0	0	0	1	0	0	0	0	.325	
Apr 12, 2001	Texas A&M-CC	*	5	1	4	3	0	1	0	0	0	1	0	0	0	0	0	0	2	0	0	.344	
Apr 13, 2001	Texas A&M-CC	*	3	1	2	1	1	0	0	1	0	0	0	0	0	0	0	0	2	0	0	.352	
Apr 14, 2001	Texas A&M-CC	*	3	0	2	1	0	0	0	0	0	0	0	0	0	0	0	0	2	0	0	.359	
Apr 17, 2001	Grand Canyon	*	4	0	1	1	1	0	0	0	0	0	0	0	0	0	0	1	4	0	0	.356	
Apr 20, 2001	California	*	4	0	0	0	0	0	0	1	0	0	0	0	0	0	0	3	5	0	0	.345	
Apr 21, 2001	California	*	5	1	3	5	1	0	0	0	0	1	0	0	0	0	1	0	2	0	0	.354	
Apr 22, 2001	California	*	4	1	3	2	1	1	0	1	0	0	0	1	0	0	1	1	0	0	0	.365	
Apr 27, 2001	ASU	*	4	1	1	1	0	0	0	0	1	0	0	0	0	0	0	0	1	0	0	.362	
Apr 28, 2001	ASU	*	4	0	1	0	0	0	0	0	0	0	0	0	0	0	0	3	3	0	0	.359	
Apr 29, 2001	ASU	*	4	0	2	1	0	1	0	1	0	0	0	0	0	0	0	0	1	3	1	.363	
May 11, 2001	Stanford	*	4	1	2	2	1	0	1	0	0	0	0	0	0	0	0	2	6	0	0	.366	
May 12, 2001	Stanford	*	4	1	2	1	0	0	1	0	0	0	0	0	0	0	0	1	1	0	0	.369	
May 13, 2001	Stanford	*	3	1	0	0	0	0	0	1	0	0	0	0	0	0	0	0	3	0	0	.363	
May 18, 2001	Washington	*	3	1	3	1	0	0	1	1	0	0	1	0	0	0	0	0	6	0	0	.374	
May 19, 2001	Washington	*	4	0	1	2	0	0	0	0	0	0	0	0	0	0	0	0	4	0	0	.371	
May 20, 2001	Washington	*	3	1	1	1	1	0	0	2	0	0	0	0	0	0	0	1	0	0	0	.370	
Totals			47	181	40	67	38	9	6	4	18	0	8	6	2	2	0	3	25	124	4	2	.370


Pitching

Date	Opponent	GS	IP	H	R	ER	BB	SO	2B	3B	HR	WP	BK	HBP	DP	IBB	Score	W	L	SV	ERA
Mar 23, 2001	USC		1.0	0	0	0	1	3	0	0	0	0	0	0	0	0	0-8	0	0	0	0.00
Apr 08, 2001	Washington State		1.0	1	1	1	2	0	0	0	0	2	0	0	0	0	0 14-17	0	0	0	4.50
Apr 22, 2001	California		2.0	1	0	0	0	1	0	0	0	0	0	0	0	0	12-11	1	0	0	2.25
Apr 28, 2001	ASU		1.0	0	0	0	0	1	0	0	0	0	0	0	0	0	3-1	1	0	1	1.80
Apr 29, 2001	ASU		2.1	2	1	0	3	1	0	0	0	0	0	0	0	1	5-6	1	1	1	1.23
May 12, 2001	Stanford		2.0	1	2	2	3	1	0	0	0	0	0	0	0	0	5-4	1	1	2	2.89
May 19, 2001	Washington		1.0	0	0	0	0	2	0	0	0	0	0	1	0	0	5-2	1	1	3	2.61
Totals			0	10.1	5	4	3	8	11	0	0	0	2	0	1	0	1 44-49	1	1	3	2.61





4 8

C l a y t o n B r i e d**J r .****O F****R / R**


Has appeared in 22 games, making three starts ... Had one hit in three ABs and drove in one vs. Southern Utah (3/17) ... Was 1-for-3 with a run scored and a RBI against #25 Southern Miss ... Went 3-for-4 against New Mexico (2/8) with two RBI and two runs ... Recorded first hit against Long Beach State (2/3).

Season Game Highs — AB: 4 Hits: 3 Runs: 2 RBI: 2

Current Hit Streak: Hitless in last game Season High Hit Streak: One Game

Date	Opponent	GS	AB	R	H	RBI	2B	3B	HR	BB	IBB	SB	CS	HBP	SAC	SF	GDP	K	PO	A	E	Avg
Jan 29, 2001	St. Mary's	1	0	0	0	0	0	0	0	0	0	0	0	0	0	0	0	1	1	0	0	.000
Feb 03, 2001	Long Beach St.	2	0	1	2	0	0	0	1	0	0	0	0	0	0	0	0	0	1	0	0	.333
Feb 04, 2001	Long Beach St.	1	0	0	0	0	0	0	0	0	0	0	0	0	0	0	0	1	2	0	0	.250
Feb 08, 2001	New Mexico	*	4	2	3	2	0	0	0	0	0	0	0	0	0	0	0	0	0	0	0	.500
Feb 09, 2001	New Mexico	*	3	0	0	0	0	0	1	0	1	0	0	0	0	0	0	1	1	0	0	.364
Feb 10, 2001	New Mexico	2	1	0	0	0	0	0	0	0	0	0	0	0	0	0	0	0	1	0	0	.308
Feb 18, 2001	Texas A&M	0	0	0	0	0	0	0	0	0	0	0	0	0	0	0	0	0	1	0	0	.308
Mar 02, 2001	Southern Miss	3	1	1	1	1	0	0	0	0	0	0	0	0	0	0	0	2	2	0	0	.312
Mar 03, 2001	Ole Miss	0	0	0	0	0	0	0	0	0	0	0	0	0	0	0	0	0	0	0	0	.312
Mar 14, 2001	Houston	2	0	0	0	0	0	0	0	0	0	0	0	0	0	0	0	1	0	0	0	.278
Mar 16, 2001	Southern Utah	1	0	0	0	0	0	0	0	0	0	0	0	0	0	0	0	0	0	0	0	.263
Mar 17, 2001	Southern Utah	*	3	0	1	1	1	0	0	0	0	0	0	0	0	0	0	1	4	0	1	.273
Mar 18, 2001	Southern Utah	1	0	0	0	0	0	0	0	0	1	0	0	0	0	0	0	0	1	0	0	.261
Mar 24, 2001	USC	0	0	0	0	0	0	0	0	0	0	0	0	0	0	0	0	0	0	0	0	.261
Mar 25, 2001	USC	0	0	0	0	0	0	0	0	0	0	0	0	0	0	0	0	0	0	0	0	.261
Mar 31, 2001	Oregon State	0	0	0	0	0	0	0	0	0	0	0	0	0	0	0	0	0	0	0	0	.261
Apr 13, 2001	Texas A&M-CC	1	0	0	0	0	0	0	0	0	0	0	0	0	0	0	0	0	0	0	0	.250
Apr 14, 2001	Texas A&M-CC	0	0	0	0	0	0	0	0	0	0	0	0	1	0	0	0	0	0	0	0	.250
Apr 20, 2001	California	0	0	0	0	0	0	0	0	0	0	0	0	0	0	0	0	0	0	0	0	.250
Apr 22, 2001	California	1	0	0	0	0	0	0	0	0	0	0	0	0	0	0	0	0	1	0	0	.240
Apr 28, 2001	ASU	0	0	0	0	0	0	0	0	0	0	0	0	0	0	0	0	0	0	0	0	.240
Apr 29, 2001	ASU	0	0	0	0	0	0	0	0	0	0	0	0	0	0	0	0	0	0	0	1	.240
May 20, 2001	Washington	1	0	0	0	0	0	0	0	0	0	0	0	0	0	0	0	0	0	0	0	.231
Totals		3	26	4	6	6	2	0	0	2	0	2	0	1	0	0	0	7	15	0	2	.231

5

J e f f C a s p e r**S r .****I N F / C****R / R**


Has appeared in 17 games, making six starts ... Went 2-for-4 with three RBI in a game vs. TAMU-CC (4/14) ... Collected two RBI as a pinch hitter against New Mexico (2/10) ... collected first hit of the season against Hawaii-Hilo (1/19).

Season Game Highs — AB: 4 Hits: 2 Runs: 2 RBI: 3

Current Hit Streak: Two Games Season High Hit Streak: Two Games

Date	Opponent	GS	AB	R	H	RBI	2B	3B	HR	BB	IBB	SB	CS	HBP	SAC	SF	GDP	K	PO	A	E	Avg
Jan 19, 2001	Hawaii Hilo	*	4	1	1	0	0	0	0	0	0	1	0	0	1	0	0	1	12	1	0	.250
Jan 26, 2001	BYU	0	0	0	0	0	0	0	0	0	0	0	0	0	0	0	0	0	0	0	0	.250
Jan 30, 2001	St. Mary's	*	1	0	0	0	0	0	0	0	0	0	0	0	1	0	0	1	3	2	0	.200
Jan 31, 2001	St. Mary's	0	0	0	0	0	0	0	0	0	0	0	0	0	0	0	0	0	2	0	0	.200
Feb 03, 2001	Long Beach St.	2	0	0	0	0	0	0	0	0	0	0	0	0	0	0	0	2	2	0	0	.143
Feb 10, 2001	New Mexico	1	0	1	2	0	0	0	0	0	0	0	0	0	0	0	0	0	1	0	0	.250
Feb 18, 2001	Texas A&M	1	1	0	0	0	0	0	0	0	0	0	0	0	0	0	0	0	4	0	0	.222
Feb 25, 2001	Utah Utes	*	3	0	0	0	0	0	0	0	0	0	0	0	0	0	0	2	6	1	1	.167
Mar 03, 2001	Ole Miss	1	0	0	0	0	0	0	0	0	0	0	0	0	0	0	0	1	2	0	0	.154
Mar 14, 2001	Houston	1	0	0	0	0	0	0	0	0	0	0	0	0	0	0	0	0	2	0	0	.143
Mar 18, 2001	Southern Utah	*	3	1	2	2	1	0	0	0	0	0	0	0	0	0	0	0	4	0	0	.235
Mar 23, 2001	USC	1	0	0	0	0	0	0	0	0	0	0	0	0	0	0	0	1	3	0	0	.222
Apr 12, 2001	Texas A&M-CC	*	5	1	2	0	1	0	0	0	0	1	0	0	0	0	0	0	7	0	0	.261
Apr 14, 2001	Texas A&M-CC	*	4	2	2	3	0	0	0	0	0	0	0	0	0	0	0	0	4	0	0	.296
Apr 22, 2001	California	0	0	0	0	0	0	0	0	0	0	0	0	0	0	0	0	0	1	0	0	.296
Apr 29, 2001	ASU	0	0	0	0	0	0	0	0	0	0	0	0	0	0	0	0	0	0	0	0	.296
May 13, 2001	Stanford	0	0	0	0	0	0	0	0	0	0	0	0	0	0	0	0	0	1	0	0	.296
May 18, 2001	Washington	1	0	0	0	0	0	0	0	0	0	0	0	0	0	0	0	0	0	0	0	.286
May 19, 2001	Washington	0	0	0	0	0	0	0	0	0	0	0	0	0	0	0	0	0	0	0	0	.286
May 20, 2001	Washington	1	0	0	0	0	0	0	0	0	0	0	0	0	0	0	0	1	4	0	0	.276
Totals		6	29	6	8	7	2	0	0	0	0	1	1	0	2	0	0	9	58	4	1	.276

1 9

C h r i s C u n n i n g h a m**J r .****C****L / R**

Date	Opponent	GS	AB	R	H	RBI	2B	3B	HR	BB	IBB	SB	CS	HBP	SAC	SF	GDP	K	PO	A	E	Avg
Mar 02, 2001	Southern Miss	0	0	0	0	0	0	0	0	0	0	0	0	0	0	0	0	0	1	0	0	.000
Mar 03, 2001	Ole Miss	2	0	0	0	0	0	0	1	0	0	0	0	0	0	0	0	2	8	0	0	.000
Mar 18, 2001	Southern Utah	1	0	0	1	0	0	0	0	0	0	0	0	0	0	1	0	1	2	0	0	.000
Mar 31, 2001	Oregon State	0	0	0	0	0	0	0	0	0	0	0	0	0	0	0	0	0	2	0	0	.000
Apr 08, 2001	Washington State	1	0	0	0	0	0	0	0	0	0	0	0	0	0	0	0	1	0	0	0	.000
Apr 13, 2001	Texas A&M-CC	5	0	1	0	0	0	0	0	0	0	0	0	0	0	0	0	2	4	0	0	.111
Apr 17, 2001	Grand Canyon	*	4	0	1	1	0	0	0	0	0	0	0	0	0	0	0	0	11	1	0	.154
Apr 20, 2001	California	0	0	0	0	0	0	0	0	0	0	0	0	0	0	0	0	0	0	0	0	.154
Apr 22, 2001	California	*	2	0	0	0	0	0	0	0	0	0	0	0	0	0	0	0	6	1	0	.133
Apr 27, 2001	ASU	0	0	0	0	0	0	0	0	0	0	0	0	0	0	0	0	0	1	0	0	.133
Apr 29, 2001	ASU	*	3	0	1	0	0	0	0	0	0	1	0	0	0	0	0	1	4	0	0	.167
May 19, 2001	Washington	1	0	0	0	0	0	0	0	0	0	0	0	0	0	0	0	0	2	0	0	.158
May 20, 2001	Washington	*	4	1	2	1	1	0	0	0	0	0	0	0	0	0	0	1	8	1	0	.217
Totals		4	23	1	5	3	1	0	0	1	0	0	1	0	0	1	0	8	49	3	0	.217





18

S h e l l e y D u n c a n

J r .

O F

R / R



Starting right fielder ... All-time career home run hitter in Arizona history (53) ... Clobbered career record tying and breaking home runs in the same game (Long Beach State 2/4) ... Tied an Arizona single-game record with three home runs in three consecutive ABs vs. Utah (2/23) ... Needs only one more home run to tie George Arias of the Arizona single-season home run record (23) ... Broke Arizona's career conference home run record (18) with a three run blast at Stanford (5/12) ... Hit his then-career high 21st home run of the season with a two-run blast in the first inning at Arizona State (4/28) ... Pac-10 Player of the Week (4/16) after hitting for the cycle and ending the series .615 (8-for-13) with three home runs, eight runs and 10 RBI vs. TAMU-CC ... Led Arizona with a .600 BA (9-for-16) at Washington State, also tallied a team-high eight RBI, three home runs and eight runs scored ... Was responsible for eight of Arizona's 17 runs at UCLA (3/9-11) with four RBI and four runs scored on .636 hitting (7-for-11) ... Hit .444 (4-for-9) with six RBI, three walks and five runs against Utah (2/23-25) ... Hit .357 (5-for-14) with a home run, two RBI and three runs scored in three games against Texas A&M ... Was 3-for-10 against New Mexico (2/8-10) with two RBI and two walks ... Hit .500 (6-for-12) in three games vs. #22 Long Beach State, including four home runs, while driving in 10 and scoring four ... Had a career-high seven RBI against Long Beach (2/4) ... Went 3-for-5 (.600) with five RBI and two runs against BYU (1/26) ... Hit first HR of the season against Hawaii-Hilo (1/19).

Season Game Highs — AB: 5 Hits: 5 Runs: 5 RBI: 7

Current Hit Streak: Hitless in last game Season High Hit Streak: Eight Games

Date	Opponent	GS	AB	R	H	RBI	2B	3B	HR	BB	IBB	SB	CS	HBP	SAC	SF	GDP	K	PO	A	E	Avg	
Jan 18, 2001	Hawaii Hilo	*	4	0	0	0	0	0	0	1	0	0	0	0	0	0	0	1	3	0	0	.000	
Jan 19, 2001	Hawaii Hilo	*	3	1	1	0	0	0	0	0	0	0	0	0	0	0	0	0	0	0	0	.143	
Jan 19, 2001	Hawaii Hilo	*	4	1	1	2	0	0	1	2	0	0	0	0	0	0	0	2	4	0	0	.182	
Jan 20, 2001	Hawaii-Hilo	*	4	0	0	0	0	0	0	0	0	0	0	0	0	0	0	0	1	0	0	.133	
Jan 25, 2001	BYU	*	3	1	0	0	0	0	0	1	0	0	0	0	0	0	0	2	3	0	0	.111	
Jan 26, 2001	BYU	*	5	2	3	5	1	0	1	0	0	0	0	0	0	0	0	1	0	1	0	.217	
Jan 29, 2001	St. Mary's	*	4	0	1	0	0	0	0	1	0	0	0	0	0	0	0	0	0	0	0	.222	
Jan 30, 2001	St. Mary's	*	5	0	1	0	0	0	0	0	0	0	0	0	0	0	0	0	1	0	0	.219	
Jan 31, 2001	St. Mary's	*	4	1	1	0	0	0	0	0	0	0	0	1	0	0	0	1	2	0	0	.222	
Feb 02, 2001	Long Beach St.	*	4	1	1	1	0	0	1	0	0	0	0	0	0	0	0	0	0	0	0	.225	
Feb 03, 2001	Long Beach St.	*	4	1	2	2	0	0	1	1	0	0	0	0	0	0	0	1	2	0	0	.250	
Feb 04, 2001	Long Beach St.	*	4	2	3	7	0	0	2	0	0	0	0	0	0	2	0	0	4	1	0	.292	
Feb 08, 2001	New Mexico	*	3	1	2	1	0	0	0	1	0	1	0	0	0	1	0	1	0	0	0	.314	
Feb 09, 2001	New Mexico	*	4	0	0	0	0	0	0	1	0	0	0	0	0	0	0	1	2	0	0	.291	
Feb 10, 2001	New Mexico	*	3	0	1	1	0	0	0	0	0	0	0	0	0	1	0	1	3	0	0	.293	
Feb 16, 2001	Texas A&M	*	5	1	2	0	0	0	0	0	0	0	0	0	0	0	0	1	2	0	0	.302	
Feb 17, 2001	Texas A&M	*	5	1	1	0	0	0	0	0	0	0	0	0	0	0	0	1	5	0	0	.294	
Feb 18, 2001	Texas A&M	*	4	1	2	2	0	0	1	1	0	0	0	0	0	0	0	0	2	0	0	.306	
Feb 23, 2001	Utah	*	4	4	4	5	0	0	3	0	0	0	0	0	0	0	0	0	2	0	0	.342	
Feb 24, 2001	Utah	*	4	0	0	0	0	0	0	1	0	0	0	0	0	0	0	1	2	0	0	.325	
Feb 25, 2001	Utah	*	1	1	0	1	0	0	0	2	0	0	0	1	0	0	0	0	1	0	0	.321	
Mar 02, 2001	Southern Miss	*	5	0	0	1	0	0	0	0	0	0	0	0	0	0	0	0	3	0	0	.302	
Mar 03, 2001	Ole Miss	*	7	1	1	0	0	0	0	1	0	0	0	0	0	0	0	2	3	0	0	.290	
Mar 04, 2001	St. Francis (N.Y.)	*	3	1	0	0	0	0	0	1	0	0	0	0	0	0	0	2	0	0	0	.281	
Mar 09, 2001	UCLA	*	3	0	1	0	0	0	0	1	0	0	0	0	0	0	0	1	2	0	0	.283	
Mar 10, 2001	UCLA	*	4	1	3	1	0	0	0	1	0	0	0	0	0	0	0	1	4	0	0	.301	
Mar 11, 2001	UCLA	*	4	3	3	3	1	0	1	1	0	0	0	0	0	0	0	0	4	0	0	.318	
Mar 14, 2001	Houston	*	3	0	1	1	0	0	0	1	0	0	0	0	0	0	0	0	1	0	0	.318	
Mar 16, 2001	Southern Utah	*	4	2	1	0	0	0	0	1	0	0	0	0	0	0	0	0	0	0	0	.316	
Mar 17, 2001	Southern Utah	*	3	1	1	2	0	0	1	1	0	0	0	0	0	0	0	0	2	0	0	.316	
Mar 18, 2001	Southern Utah	*	4	2	0	0	0	0	0	1	0	0	0	0	0	0	0	0	5	0	0	.306	
Mar 23, 2001	USC	*	3	0	0	0	0	0	0	0	0	0	0	0	0	0	0	2	1	0	0	.298	
Mar 24, 2001	USC	*	4	1	1	3	0	0	1	0	0	0	0	0	0	1	1	0	0	0	0	.297	
Mar 25, 2001	USC	*	3	0	1	0	0	0	0	2	0	1	0	0	0	0	0	1	0	0	0	.298	
Mar 30, 2001	Oregon State	*	3	0	1	1	1	0	0	1	0	0	1	0	0	0	0	0	2	0	0	.299	
Mar 31, 2001	Oregon State	*	4	0	0	0	0	0	0	0	0	0	0	0	0	0	0	0	2	0	0	.290	
Apr 01, 2001	Oregon State	*	3	3	1	1	0	0	0	2	0	0	0	0	0	0	0	0	4	0	0	.291	
Apr 06, 2001	Washington State	*	6	3	3	1	1	0	0	0	0	0	0	0	0	0	0	0	2	0	0	.299	
Apr 07, 2001	Washington State	*	4	2	2	2	0	0	1	1	1	0	0	0	0	0	0	0	2	0	0	.305	
Apr 08, 2001	Washington State	*	5	3	4	5	0	0	2	0	0	0	0	0	0	0	0	0	2	1	0	.321	
Apr 12, 2001	Texas A&M-CC	*	5	2	2	2	0	0	1	0	0	0	0	0	0	0	0	1	2	0	0	.323	
Apr 13, 2001	Texas A&M-CC	*	5	5	5	6	1	1	1	0	0	0	0	0	0	0	0	0	0	1	0	.343	
Apr 14, 2001	Texas A&M-CC	*	3	1	1	2	0	0	1	1	0	0	0	0	0	1	0	0	2	0	0	.343	
Apr 17, 2001	Grand Canyon	*	5	0	0	0	0	0	0	0	0	0	0	0	0	0	0	0	2	0	0	.333	
Apr 20, 2001	California	*	5	1	3	5	2	0	1	0	0	0	0	0	0	0	0	0	1	0	0	.341	
Apr 21, 2001	California	*	6	2	2	0	0	0	0	0	0	0	0	0	0	0	0	1	0	1	0	.341	
Apr 22, 2001	California	*	5	1	1	0	0	0	0	1	0	0	0	0	0	0	0	2	1	0	0	.337	
Apr 27, 2001	ASU	*	5	1	1	0	0	0	0	0	0	0	0	0	0	0	0	1	2	0	0	.333	
Apr 28, 2001	ASU	*	4	1	1	2	0	0	1	0	0	0	0	0	0	0	1	2	2	0	0	.332	
Apr 29, 2001	ASU	*	5	1	1	0	1	0	0	0	0	0	0	0	0	0	0	0	1	5	0	.328	
May 11, 2001	Stanford	*	4	1	1	0	0	0	0	0	0	0	0	0	0	0	0	0	2	0	0	.327	
May 12, 2001	Stanford	*	4	1	2	3	0	0	1	0	0	0	0	0	0	0	0	0	0	0	0	.330	
May 13, 2001	Stanford	*	3	0	0	0	0	0	0	1	0	1	0	0	0	0	0	0	5	1	0	.326	
May 18, 2001	Washington	*	4	0	1	2	0	0	0	1	0	0	0	0	0	0	0	0	2	1	0	.324	
May 19, 2001	Washington	*	3	1	1	2	0	0	0	1	0	0	0	0	0	0	0	0	2	0	0	.324	
May 20, 2001	Washington	*	6	4	5	6	1	0	2	0	0	0	0	0	0	0	0	1	1	0	0	.338	
Totals			56	228	64	77	78	9	1	24	32	1	3	1	2	0	5	2	35	105	7	0	.338






44

Ernie Durazo

Sr.

1B

R/R



Starting first baseman ... Tied a school record with at least one hit in 28 consecutive games from May 19, 2000 through March 9, 2001 ... Tied the record for consecutive games with a hit against UCLA's Josh Karp with a 3-2 single to center in his final AB of the game... Has 23 multiple hit and 14 multiple RBI games this season ... Had nine hits in 13 ABs (.600) in three games vs. Cal (4/20-22), including three doubles, a home run, four RBI and seven runs ... Was 6-for-10 (.600) in three games against TAMU-CC (4/12-14) with seven runs, five RBI and five walks ... Compiled a .312 average in three games against Washington State (4/6-8) while scoring six runs ... Scored five runs and hit .385 in three games against Oregon State (3/30-4/1) ... Pac-10 Player of the Week 3/19 ... Hit a team-high .692 (9-for-13) against Southern Utah (3/16-18) with nine RBI and seven runs scored ... Scored off of a walk and three wild pitches against Houston (3/14) ... Hit .400 (4-for-10) with three walks, a RBI and two runs against Utah (2/23-25) ... Had eight RBI on five hits (.417 avg), including a three run double and a home run, against Texas A&M (2/16-18) ... Hit .300 vs New Mexico (2/8-10) with a double, a triple, three runs and four RBI ... Was 6-for-13 (.462) with a home run in three games against Long Beach State, including a 4-for-6 performance with two RBI and four runs on 2/4 ... Hit first home run of the season against St. Mary's (1/29) ... Hit .444 and collected three RBI in two games vs. BYU (1/25-26) ... Went 4-for-6 with four RBI in a game against Hawaii-Hilo (1/19).

Season Game Highs — AB: 6 Hits: 5 Runs: 4 RBI: 5
 Current Hit Streak: Two Games Season High Hit Streak: 25 Games*

* Arizona School Record For a Single

Date	Opponent	GS	AB	R	H	RBI	2B	3B	HR	BB	IBB	SB	CS	HBP	SAC	SF	GDP	K	PO	A	E	Avg	
Jan 18, 2001	Hawaii Hilo	*	5	1	2	0	0	0	0	0	0	0	0	0	0	0	0	0	11	0	0	.400	
Jan 19, 2001	Hawaii Hilo	*	3	0	1	1	0	0	0	0	0	0	0	0	0	0	0	1	7	2	0	.375	
Jan 19, 2001	Hawaii Hilo	*	6	0	4	4	1	1	0	0	0	0	0	0	0	0	0	0	4	0	0	.500	
Jan 20, 2001	Hawaii-Hilo	*	4	0	1	0	0	0	0	0	0	0	0	0	0	0	0	0	8	2	0	.444	
Jan 25, 2001	BYU	*	4	0	1	0	0	0	0	0	0	1	0	0	0	0	0	2	4	0	0	.409	
Jan 26, 2001	BYU	*	5	0	3	3	1	0	0	0	0	0	0	0	0	0	0	0	10	0	0	.444	
Jan 29, 2001	St. Mary's	*	4	1	1	1	0	0	1	0	0	0	0	0	0	0	0	0	9	0	0	.419	
Jan 30, 2001	St. Mary's	*	5	1	2	1	0	0	0	0	0	0	0	0	0	0	0	0	8	1	0	.417	
Jan 31, 2001	St. Mary's	*	4	1	1	1	1	0	0	1	0	0	0	0	0	0	0	0	8	2	0	.400	
Feb 02, 2001	Long Beach St.	*	3	1	1	3	0	0	1	1	0	0	0	0	0	0	0	0	10	1	0	.395	
Feb 03, 2001	Long Beach St.	*	4	1	1	1	1	0	0	0	0	0	0	1	0	0	0	2	8	0	1	.383	
Feb 04, 2001	Long Beach St.	*	6	4	4	2	1	0	0	0	0	0	0	0	0	0	0	0	8	3	0	.415	
Feb 08, 2001	New Mexico	*	3	1	1	1	0	0	0	1	0	0	0	1	0	0	0	0	11	1	0	.411	
Feb 09, 2001	New Mexico	*	3	0	1	2	0	1	0	2	0	0	0	0	0	0	0	1	6	0	0	.407	
Feb 10, 2001	New Mexico	*	4	2	1	1	1	0	0	1	0	0	0	0	0	0	0	0	8	1	0	.397	
Feb 16, 2001	Texas A&M	*	5	1	2	2	0	0	1	0	0	0	0	0	0	0	0	0	13	2	1	.397	
Feb 17, 2001	Texas A&M	*	4	1	1	3	1	0	0	1	0	0	0	0	0	0	1	0	7	0	0	.389	
Feb 18, 2001	Texas A&M	*	3	3	2	3	0	0	0	2	0	0	0	0	0	0	0	0	9	1	0	.400	
Feb 23, 2001	Utah	*	5	1	1	0	1	0	0	0	0	0	0	0	0	0	0	3	8	0	0	.387	
Feb 24, 2001	Utah	*	2	0	1	0	0	0	0	3	0	0	1	0	0	0	0	0	8	2	1	.390	
Feb 25, 2001	Utah	*	3	1	2	1	0	0	0	0	0	1	0	1	0	0	0	0	10	0	0	.400	
Mar 02, 2001	Southern Miss	*	5	0	2	0	0	0	0	0	0	0	0	0	0	0	0	2	9	0	0	.400	
Mar 03, 2001	Ole Miss	*	7	0	1	0	0	0	0	1	0	0	0	0	0	0	0	3	20	0	0	.381	
Mar 04, 2001	St. Francis (N.Y.)	*	3	1	1	0	1	0	0	1	0	0	0	0	0	0	0	0	15	0	0	.380	
Mar 09, 2001	UCLA	*	4	0	1	0	0	0	0	0	0	0	0	0	0	0	0	1	11	1	0	.375	
Mar 10, 2001	UCLA	*	5	0	0	0	0	0	0	0	0	0	0	0	0	0	0	0	9	0	0	.358	
Mar 11, 2001	UCLA	*	5	1	1	0	1	0	0	0	0	0	0	0	0	0	0	1	5	0	0	.351	
Mar 14, 2001	Houston	*	2	2	1	0	0	0	0	2	0	0	0	0	0	0	0	0	10	1	0	.353	
Mar 16, 2001	Southern Utah	*	5	3	5	5	0	0	1	0	0	0	0	0	0	0	0	0	9	0	0	.380	
Mar 17, 2001	Southern Utah	*	3	2	1	3	0	0	1	1	0	0	0	0	0	0	1	0	7	0	0	.379	
Mar 18, 2001	Southern Utah	*	5	2	3	1	0	1	0	0	0	0	0	0	0	0	0	1	7	1	0	.388	
Mar 23, 2001	USC	*	3	0	1	0	0	0	0	0	0	0	0	0	0	0	0	2	13	1	0	.386	
Mar 24, 2001	USC	*	3	1	0	0	0	0	0	1	0	0	0	0	0	0	0	0	14	2	0	.378	
Mar 25, 2001	USC	*	5	1	1	1	0	0	0	0	0	0	0	0	0	0	0	0	7	0	0	.371	
Mar 30, 2001	Oregon State	*	4	2	1	0	0	0	0	0	0	0	0	0	0	0	0	1	11	0	0	.368	
Mar 31, 2001	Oregon State	*	4	0	1	0	0	0	0	0	0	0	0	0	0	0	0	0	10	0	0	.365	
Apr 01, 2001	Oregon State	*	5	3	3	1	0	1	0	0	0	0	0	0	0	0	1	1	6	1	0	.373	
Apr 06, 2001	Washington State	*	6	2	2	0	0	0	0	0	0	0	0	0	0	0	0	0	14	0	1	.371	
Apr 07, 2001	Washington State	*	6	1	1	0	0	0	0	0	0	0	0	0	0	0	0	1	10	2	0	.364	
Apr 08, 2001	Washington State	*	4	3	2	1	1	0	1	1	0	0	0	0	0	0	0	0	7	2	0	.367	
Apr 12, 2001	Texas A&M-CC	*	5	3	4	2	1	0	0	0	0	0	0	0	0	0	0	1	9	0	0	.379	
Apr 13, 2001	Texas A&M-CC	*	2	3	0	0	0	0	0	3	0	0	0	0	0	0	0	0	5	1	0	.375	
Apr 14, 2001	Texas A&M-CC	*	3	1	2	3	1	0	0	2	0	1	0	0	0	0	0	0	10	0	0	.380	
Apr 17, 2001	Grand Canyon	*	4	1	2	0	1	0	0	1	0	1	0	0	0	0	0	0	7	1	2	.383	
Apr 20, 2001	California	*	3	1	1	0	1	0	0	2	0	0	0	0	0	0	0	1	8	1	0	.382	
Apr 21, 2001	California	*	6	4	5	3	1	0	1	0	0	1	0	0	0	0	0	0	12	1	0	.396	
Apr 22, 2001	California	*	6	2	3	1	1	0	0	0	1	0	0	0	0	0	0	1	12	2	1	.399	
Apr 27, 2001	ASU	*	5	0	2	1	1	0	0	0	0	0	0	0	0	0	0	1	9	1	0	.399	
Apr 28, 2001	ASU	*	3	1	2	0	1	0	0	1	0	0	0	0	0	0	0	1	14	1	0	.403	
Apr 29, 2001	ASU	*	6	1	1	2	1	0	0	0	0	0	0	0	0	0	0	3	7	1	0	.396	
May 11, 2001	Stanford	*	4	0	0	1	0	0	0	0	0	0	0	0	0	0	0	1	5	0	0	.389	
May 12, 2001	Stanford	*	5	1	2	0	1	0	0	0	0	0	0	0	0	0	0	1	16	0	0	.389	
May 13, 2001	Stanford	*	4	0	2	0	0	0	0	0	0	0	0	0	0	0	0	2	10	1	1	.391	
May 18, 2001	Washington	*	4	1	3	0	0	0	0	1	0	0	0	0	0	0	0	0	3	1	0	.397	
May 19, 2001	Washington	*	3	1	1	1	1	0	0	1	0	0	0	0	0	0	0	0	4	1	0	.397	
May 20, 2001	Washington	*	6	2	2	1	1	0	0	0	0	0	0	0	0	0	0	3	6	0	0	.395	
Totals			56	238	66	94	57	23	4	7	30	0	6	1	3	0	0	3	37	506	41	8	.395






1

M o i s e s D u r a n

F r .

2 B

R / R



Has appeared in 26 games, making 16 starts ... Led Arizona with a .444 (4-for-9) average in three games at Arizona State ... Collected his first career home run against California (4/21) ... Hit .286 (4-for-14) and scored two runs in three starts at Washington State ... Made third career start at UCLA (3/11) going 2-for-4 with two, two-out RBI ... Scored a run and collected a hit in pinch running/hitting role vs. New Mexico (2/10) ... Recorded first collegiate hit, a double, against Long Beach State (2/3) ... Scored first run against Hawaii-Hilo (1/19).

Season Game Highs — AB: 6 Hits: 2 Runs: 2 RBI: 2

Current Hit Streak: Hitless in last game Season High Hit Streak: Four Games

Date	Opponent	GS	AB	R	H	RBI	2B	3B	HR	BB	IBB	SB	CS	HBP	SAC	SF	GDP	K	PO	A	E	Avg
Jan 19, 2001	Hawaii Hilo	1	1	0	0	0	0	0	0	1	0	0	0	0	0	0	0	0	0	1	1	.000
Jan 20, 2001	Hawaii-Hilo	*	2	0	0	0	0	0	0	0	0	0	0	0	0	0	0	1	1	1	0	.000
Jan 31, 2001	St. Mary's	1	0	0	0	0	0	0	0	0	0	0	0	0	0	0	0	0	0	0	0	.000
Feb 03, 2001	Long Beach St.	3	1	1	0	1	0	0	0	0	0	0	0	0	0	0	0	0	2	2	0	.143
Feb 04, 2001	Long Beach St.	*	5	1	1	0	0	0	0	0	0	0	0	0	0	0	0	1	1	1	0	.167
Feb 10, 2001	New Mexico	1	1	1	0	0	0	0	0	0	0	0	0	0	0	0	0	0	2	1	0	.231
Feb 18, 2001	Texas A&M	1	0	0	0	0	0	0	0	0	0	0	0	0	0	0	0	1	1	1	0	.214
Mar 10, 2001	UCLA	0	0	0	0	0	0	0	0	0	0	0	0	0	0	0	0	0	0	0	0	.214
Mar 11, 2001	UCLA	*	4	0	2	2	0	0	0	0	0	0	0	0	0	0	0	0	1	1	0	.278
Mar 14, 2001	Houston	1	0	0	0	0	0	0	0	0	0	0	0	0	0	0	1	0	0	0	0	.263
Mar 17, 2001	Southern Utah	*	2	0	0	0	0	0	0	1	0	0	0	0	0	0	0	0	0	1	0	.238
Mar 30, 2001	Oregon State	0	0	0	0	0	0	0	0	0	0	0	0	0	0	0	0	0	1	2	0	.238
Apr 06, 2001	Washington State	*	6	1	2	1	0	0	0	0	0	0	0	0	0	0	0	0	0	5	0	.259
Apr 07, 2001	Washington State	*	4	1	1	0	0	0	0	1	0	0	0	0	0	0	1	2	2	2	0	.258
Apr 08, 2001	Washington State	*	4	0	1	0	0	0	0	0	0	0	0	0	0	0	0	0	1	1	0	.257
Apr 12, 2001	Texas A&M-CC	*	4	1	2	1	1	0	0	0	0	1	0	0	0	0	0	0	3	3	1	.282
Apr 13, 2001	Texas A&M-CC	*	5	1	0	0	0	0	0	0	0	0	0	0	0	0	0	0	3	1	1	.250
Apr 14, 2001	Texas A&M-CC	0	1	0	0	0	0	0	0	0	0	0	0	0	0	0	0	0	1	0	0	.250
Apr 20, 2001	California	0	0	0	0	0	0	0	0	1	0	0	0	0	0	0	0	0	0	0	0	.250
Apr 21, 2001	California	*	4	2	2	2	0	0	1	1	0	1	0	0	0	0	0	0	2	3	2	.271
Apr 27, 2001	ASU	*	4	1	2	1	0	0	0	0	0	0	0	0	0	0	0	1	2	1	0	.288
Apr 28, 2001	ASU	*	3	0	1	0	0	0	0	0	0	0	0	0	1	0	0	1	1	6	0	.291
Apr 29, 2001	ASU	*	2	1	1	0	1	0	0	2	0	0	0	0	1	0	0	0	3	2	0	.298
May 11, 2001	Stanford	*	4	0	1	0	0	0	0	0	0	0	0	0	0	0	0	1	3	3	1	.295
May 12, 2001	Stanford	*	4	0	0	0	0	0	0	0	0	0	0	0	0	0	0	2	4	9	1	.277
May 13, 2001	Stanford	*	2	0	0	0	0	0	0	0	0	0	0	0	0	0	0	0	0	2	0	.269
May 18, 2001	Washington	*	4	0	0	0	0	0	0	0	0	0	0	0	0	0	0	0	1	0	0	.254
May 19, 2001	Washington	*	2	0	0	0	0	0	0	0	0	0	0	0	0	0	0	1	2	2	0	.247
May 20, 2001	Washington	*	4	2	1	0	0	0	0	1	0	0	0	0	0	0	0	0	2	1	0	.247
Totals		19	77	15	19	7	3	0	1	8	0	2	0	0	2	0	2	11	38	53	7	.247






10

Brad Hassey

Jr.

SS

R / R



Starting shortstop, playing in all 53 games this season ... Third in the Pac-10 in runs scored and tied for eighth in stolen bases ... Had an impressive three games against Texas A&M-Corpus Christi (4/12-14) in which he hit .727 (8-for-11) with three walks and 10 runs scored ... Went 4-for-6 in 10 inning loss to #9 USC (3/25) with a triple, two runs and two RBI ... Had four hits in 13 ABs (.308) and four walks at Ole Miss Invitational ... Hit .308 (4-for-13) against Texas A&M in the leadoff spot while scoring four runs and driving in another four ... Was 5-for-9 (.556) in the leadoff spot against New Mexico with six runs, five RBI and two triples ... Hit .364 (4-for-11) with four RBI and five runs in three games against Long Beach State (2/2-4).

Season Game Highs — AB: 6 Hits: 4 Runs: 3 RBI: 2
 Current Hit Streak: Hitless in last game Season High Hit Streak: 10 Games

Date	Opponent	GS	AB	R	H	RBI	2B	3B	HR	BB	IBB	SB	CS	HBP	SAC	SF	GDP	K	PO	A	E	Avg
Jan 18, 2001	Hawaii Hilo	* 4	0	0	0	0	0	0	0	0	0	0	0	1	0	0	0	1	1	3	1	.000
Jan 19, 2001	Hawaii Hilo	* 4	0	0	0	0	0	0	0	0	0	0	0	0	0	0	0	1	2	2	0	.000
Jan 19, 2001	Hawaii Hilo	* 4	1	1	1	1	0	0	1	0	0	0	0	0	0	0	0	1	3	0	0	.083
Jan 20, 2001	Hawaii-Hilo	* 3	0	0	1	0	0	0	0	0	0	1	0	0	1	0	0	1	2	0	0	.067
Jan 25, 2001	BYU	* 3	0	0	0	0	0	0	0	0	0	0	0	0	0	0	0	2	0	2	0	.056
Jan 26, 2001	BYU	* 4	2	2	1	0	0	0	0	0	0	0	0	0	0	0	0	0	2	5	0	.136
Jan 29, 2001	St. Mary's	* 4	1	1	1	0	0	0	0	0	0	0	0	0	0	0	0	0	4	2	0	.154
Jan 30, 2001	St. Mary's	* 4	1	0	0	0	0	0	0	0	1	0	0	0	0	0	0	0	2	8	1	.133
Jan 31, 2001	St. Mary's	* 2	0	0	0	0	0	0	1	0	0	0	0	0	0	0	0	1	2	3	0	.125
Feb 02, 2001	Long Beach St.	* 3	1	1	0	1	0	0	0	0	0	0	0	0	0	0	0	0	2	2	0	.143
Feb 03, 2001	Long Beach St.	* 2	2	1	2	0	0	0	1	0	1	0	1	0	0	0	0	1	2	4	1	.162
Feb 04, 2001	Long Beach St.	* 6	2	2	0	0	0	0	0	0	0	0	0	0	0	0	0	1	1	3	0	.186
Feb 08, 2001	New Mexico	* 2	1	1	2	0	1	0	3	0	1	1	0	0	0	0	0	3	6	0	0	.200
Feb 09, 2001	New Mexico	* 4	3	2	2	0	1	0	0	0	0	0	1	0	0	0	0	1	1	1	1	.224
Feb 10, 2001	New Mexico	* 3	2	2	1	0	0	0	1	0	0	1	1	0	0	0	0	0	1	1	0	.250
Feb 16, 2001	Texas A&M	* 5	0	1	1	0	0	0	0	0	0	1	0	0	0	0	0	1	0	3	0	.246
Feb 17, 2001	Texas A&M	* 4	1	1	1	0	0	0	1	0	0	0	0	0	0	0	0	0	1	1	0	.246
Feb 18, 2001	Texas A&M	* 4	3	2	2	0	0	0	1	0	0	0	0	0	0	0	0	0	1	0	0	.262
Feb 23, 2001	Utah	* 5	1	2	0	0	0	0	0	0	0	1	0	0	0	0	0	1	0	4	2	.271
Feb 24, 2001	Utah	* 5	0	0	1	0	0	0	0	0	0	0	0	0	0	0	0	0	2	2	0	.253
Feb 25, 2001	Utah	* 3	1	1	0	0	0	0	1	0	0	0	1	0	0	0	0	0	2	1	0	.256
Mar 02, 2001	Southern Miss	* 5	1	2	1	0	0	0	0	0	0	0	0	0	0	0	0	1	1	1	1	.265
Mar 03, 2001	Ole Miss	* 5	0	1	0	0	0	0	3	0	0	1	0	0	0	0	0	1	3	7	0	.261
Mar 04, 2001	St. Francis (N.Y.)	* 3	0	1	0	0	0	0	1	0	0	0	0	0	0	0	0	0	1	6	1	.264
Mar 09, 2001	UCLA	* 4	0	0	0	0	0	0	0	0	0	0	0	0	0	0	0	1	1	5	0	.253
Mar 10, 2001	UCLA	* 5	1	2	1	0	0	0	0	0	0	0	0	0	0	0	0	0	3	0	0	.260
Mar 11, 2001	UCLA	* 5	1	1	0	0	0	0	0	0	1	0	0	0	0	0	0	0	3	1	1	.257
Mar 14, 2001	Houston	* 2	0	0	0	0	0	0	2	0	0	0	0	0	0	0	0	0	2	2	0	.252
Mar 16, 2001	Southern Utah	* 5	2	1	0	0	0	0	0	0	0	0	0	0	0	0	0	0	1	6	0	.250
Mar 17, 2001	Southern Utah	* 4	1	1	0	0	0	0	0	0	1	0	0	0	0	0	0	0	1	2	0	.250
Mar 18, 2001	Southern Utah	* 5	0	1	1	1	0	0	0	0	0	0	0	0	0	0	0	1	1	2	1	.248
Mar 23, 2001	USC	* 4	0	0	0	0	0	0	0	0	0	0	0	0	0	0	0	1	0	2	0	.240
Mar 24, 2001	USC	* 2	1	0	0	0	0	0	2	0	0	0	0	0	0	0	0	1	0	2	0	.236
Mar 25, 2001	USC	* 6	2	4	2	1	1	0	0	0	1	0	0	0	0	0	0	0	3	3	0	.256
Mar 30, 2001	Oregon State	* 5	0	1	0	1	0	0	0	0	0	0	0	0	0	0	0	0	3	3	0	.254
Mar 31, 2001	Oregon State	* 4	0	1	0	0	0	0	0	0	0	0	0	0	0	0	0	1	0	4	0	.254
Apr 01, 2001	Oregon State	* 5	1	2	0	0	0	0	0	0	1	0	0	0	0	0	0	0	0	1	0	.259
Apr 06, 2001	Washington State	* 6	1	0	0	0	0	0	1	0	0	0	0	0	0	0	0	1	4	5	1	.248
Apr 07, 2001	Washington State	* 3	2	2	0	0	0	0	3	0	0	1	0	0	0	0	0	0	3	4	0	.256
Apr 08, 2001	Washington State	* 6	2	2	0	1	0	0	0	0	0	0	0	0	0	0	0	1	4	1	0	.259
Apr 12, 2001	Texas A&M-CC	* 3	3	1	1	0	0	0	2	0	3	0	0	0	0	0	0	1	3	3	0	.261
Apr 13, 2001	Texas A&M-CC	* 4	4	4	0	1	0	0	1	0	0	0	0	0	0	0	0	0	2	5	0	.278
Apr 14, 2001	Texas A&M-CC	* 4	3	3	1	0	1	0	0	0	0	0	0	0	0	0	0	0	2	3	0	.289
Apr 17, 2001	Grand Canyon	* 4	0	0	0	0	0	0	0	0	0	0	1	0	0	0	0	1	1	4	0	.282
Apr 20, 2001	California	* 5	3	2	2	1	0	0	0	0	0	0	0	0	0	0	0	1	1	2	0	.286
Apr 21, 2001	California	* 6	0	2	0	0	0	0	0	0	0	0	0	0	0	0	0	1	3	4	1	.287
Apr 22, 2001	California	* 6	1	1	1	0	0	0	0	0	1	0	0	0	0	0	0	2	1	5	0	.284
Apr 27, 2001	ASU	* 5	0	0	0	0	0	0	0	0	1	0	0	0	0	0	0	2	4	4	0	.276
Apr 28, 2001	ASU	* 5	0	1	0	0	0	0	0	0	0	0	0	0	0	0	0	0	1	5	1	.275
Apr 29, 2001	ASU	* 6	1	1	0	0	0	0	0	0	0	0	0	0	0	0	0	0	3	3	1	.271
May 11, 2001	Stanford	* 5	1	1	0	0	0	0	0	0	0	0	0	0	0	0	0	0	6	4	0	.270
May 12, 2001	Stanford	* 5	1	2	0	1	0	0	0	0	0	0	0	0	0	0	0	1	2	6	0	.273
May 13, 2001	Stanford	* 4	0	0	1	0	0	0	1	0	0	0	0	0	0	0	0	0	1	3	0	.268
May 18, 2001	Washington	* 4	1	0	0	0	0	0	1	0	0	0	0	0	0	0	0	0	1	0	0	.263
May 19, 2001	Washington	* 4	2	2	0	0	0	0	0	0	0	0	0	0	0	0	0	0	4	3	0	.267
May 20, 2001	Washington	* 5	3	5	1	0	1	0	0	0	0	0	0	0	0	1	0	0	0	2	0	.283
Totals		56	237	60	67	28	9	5	0	27	0	12	7	6	0	2	0	29	99	171	14	.283






14

K e n n y H u f f

J r .

O F

L / L



Has started 34 games in leftfield and as DH ... Was 3-for-6 with two RBI and two runs scored in two games vs. TAMU-CC (4/12-16) ... Hit Arizona's first pinch hit home run of the season in the ninth inning against Washington State (4/8) ... Hit .385 (5-for-13) against Southern Utah (3/16-18) with four RBI and three runs scored ... Drove home the winning run in Arizona's comeback win over Utah (2/25) ... Was 3-for-6 (.500) against New Mexico (2/8-10) with three runs, three walks and two RBI ... Hit first home run of the season against New Mexico (2/9).

Season Game Highs — AB: 5 Hits: 3 Runs: 2 RBI: 2
Current Hit Streak: Hitless in last game Season High Hit Streak: Four Games

Table with columns: Date, Opponent, GS, AB, R, H, RBI, 2B, 3B, HR, BB, IBB, SB, CS, HBP, SAC, SF, GDP, K, PO, A, E, Avg. Rows include games from Jan 18, 2001 to May 19, 2001, and a Totals row.






22

M a r c K a i s e r

F r .

P / U T

R / R

**Hitting**

Has made 16 starts on the mound, five at DH, one at third base and one in left field ... Was 2-for-4 with two RBI and a run scored in a game against Cal (4/23) ... Went 3-for-4 with three runs in a game vs TAMU-CC (4/14) ... After tossing first complete game of the season against Oregon State he went 5-for-8 (.625) as DH in the next two games ... Collected first collegiate hit and RBI against New Mexico (2/9)

Season Game Highs — AB: 5 Hits: 3 Runs: 1 RBI: 2
 Current Hit Streak: Hitless in last game Season High Hit Streak: Three Games

Pitching

Tossed first career complete game to earn sixth victory of the season in Arizona's 5-2 win over Oregon State (3/30) ... Won his team-leading fifth game with six inning, six K performance vs. Southern Utah (3/16)... Was impressive in no-decision effort against UCLA, scattering eight hits in eight innings pitched. Battled UCLA ace Josh Karp to a 2-2 tie after eight innings, striking out four and walking only one ... Won third straight decision with five inning performance against Utah (2/23) ... Earned second consecutive victory with 5.2 innings of work against Texas A&M ... Tossed a career high seven innings in win against New Mexico (2/8), striking out eight while surrendering only three runs (two earned) ... Earned first career victory with five inning, four hit performance against Hawaii-Hilo (1/19).

Career High IP: 9.0 Season High IP: 9.0
 Career High K: 8 Season High K: 8

Date	Opponent	Hitting																				Avg
		GS	AB	R	H	RBI	2B	3B	HR	BB	IBB	SB	CS	HBP	SAC	SF	GDP	K	PO	A	E	
Jan 18, 2001	Hawaii Hilo	*	3	1	0	0	0	0	0	2	0	0	0	0	0	0	0	2	0	0	.000	
Jan 19, 2001	Hawaii Hilo	*	0	0	0	0	0	0	0	0	0	0	0	0	0	0	0	0	1	1	.000	
Jan 25, 2001	BYU		1	0	0	0	0	0	0	0	0	0	0	0	0	0	0	1	0	0	.000	
Jan 26, 2001	BYU	*	0	0	0	0	0	0	0	0	0	0	0	0	0	0	0	0	0	0	.000	
Jan 29, 2001	St. Mary's		0	0	0	0	0	0	0	0	0	0	0	0	0	0	0	0	1	0	.000	
Jan 30, 2001	St. Mary's	*	3	0	0	0	0	0	0	0	0	0	0	0	0	0	0	0	0	0	.000	
Feb 02, 2001	Long Beach St.	*	0	0	0	0	0	0	0	0	0	0	0	0	0	0	0	0	1	3	.000	
Feb 03, 2001	Long Beach St.		0	1	0	0	0	0	0	1	0	0	0	0	0	0	0	1	0	0	.000	
Feb 08, 2001	New Mexico	*	0	0	0	0	0	0	0	0	0	0	0	0	0	0	0	0	1	3	.000	
Feb 09, 2001	New Mexico		1	0	1	1	0	0	0	0	0	0	0	0	0	0	0	0	1	1	.125	
Feb 10, 2001	New Mexico		1	0	0	0	0	0	0	0	0	0	0	0	0	0	1	0	1	0	.111	
Feb 16, 2001	Texas A&M	*	0	0	0	0	0	0	0	0	0	0	0	0	0	0	0	2	2	0	.111	
Feb 18, 2001	Texas A&M		0	0	0	0	0	0	0	0	0	0	0	0	0	0	0	0	0	0	.111	
Feb 23, 2001	Utah	*	0	0	0	0	0	0	0	0	0	0	0	0	0	0	0	0	0	0	.111	
Mar 02, 2001	Southern Miss	*	0	0	0	0	0	0	0	0	0	0	0	0	0	0	0	0	0	0	.111	
Mar 03, 2001	Ole Miss	*	2	0	0	0	0	0	0	0	0	0	0	0	0	0	0	2	0	0	.091	
Mar 09, 2001	UCLA	*	0	0	0	0	0	0	0	0	0	0	0	0	0	0	0	1	0	1	.091	
Mar 16, 2001	Southern Utah	*	0	0	0	0	0	0	0	0	0	0	0	0	0	0	0	0	1	2	.091	
Mar 23, 2001	USC	*	0	0	0	0	0	0	0	0	0	0	0	0	0	0	0	0	2	1	.091	
Mar 25, 2001	USC		1	0	1	0	0	0	0	0	0	0	0	0	0	0	0	0	0	0	.167	
Mar 30, 2001	Oregon State	*	0	0	0	0	0	0	0	0	0	0	0	0	0	0	0	0	1	0	.167	
Mar 31, 2001	Oregon State	*	3	0	2	0	0	0	0	0	0	1	0	0	0	0	0	0	0	0	.267	
Apr 01, 2001	Oregon State	*	5	1	3	0	1	0	0	0	1	0	0	0	0	0	0	0	0	0	.350	
Apr 06, 2001	Washington State	*	0	0	0	0	0	0	0	0	0	0	0	0	0	0	0	0	3	1	.350	
Apr 08, 2001	Washington State		1	0	0	0	0	0	0	0	0	0	0	0	0	0	0	0	0	0	.333	
Apr 12, 2001	Texas A&M-CC	*	0	0	0	0	0	0	0	0	0	0	0	0	0	0	0	0	2	0	.333	
Apr 14, 2001	Texas A&M-CC	*	4	3	3	1	0	1	0	0	1	0	0	0	0	0	0	0	0	0	.400	
Apr 20, 2001	California	*	0	0	0	0	0	0	0	0	0	0	0	0	0	0	0	1	1	0	.400	
Apr 22, 2001	California	*	4	1	2	2	0	0	0	0	0	0	0	0	0	0	2	0	0	0	.414	
Apr 27, 2001	ASU	*	0	0	0	0	0	0	0	0	0	0	0	0	0	0	0	1	1	0	.414	
Apr 29, 2001	ASU		0	0	0	0	0	0	1	0	0	0	0	0	0	0	0	0	0	0	.414	
May 11, 2001	Stanford	*	0	0	0	0	0	0	0	0	0	0	0	0	0	0	0	0	2	1	.414	
May 13, 2001	Stanford		1	0	0	1	0	0	0	0	0	0	0	0	0	0	0	0	0	0	.400	
May 18, 2001	Washington	*	0	0	0	0	0	0	0	0	0	0	0	0	0	0	0	2	2	0	.400	
May 19, 2001	Washington	*	4	1	2	0	0	0	0	0	0	0	0	0	0	0	0	2	0	2	.412	
May 20, 2001	Washington	*	5	1	3	0	1	0	0	0	0	0	0	0	0	1	1	0	1	0	.436	
Totals			26	39	9	17	5	2	1	0	4	0	2	1	0	0	1	9	15	27	10	.436

Date	Opponent	Pitching																			
		GS	IP	H	R	ER	BB	SO	2B	3B	HR	WP	BK	HBP	DP	IBB	Score	W	L	SV	ERA
Jan 19, 2001	Hawaii Hilo	*	5.0	4	2	1	2	5	0	0	0	0	0	0	0	0	3-2	1	0	0	1.80
Jan 26, 2001	BYU	*	4.1	7	3	3	4	4	0	1	0	1	0	0	0	0	15-7	1	0	0	3.86
Feb 02, 2001	Long Beach St.	*	5.1	8	6	6	2	6	2	0	0	0	0	1	0	0	4-6	1	1	0	6.14
Feb 08, 2001	New Mexico	*	7.0	5	3	2	4	8	0	0	1	1	0	0	0	0	9-3	2	1	0	4.98
Feb 16, 2001	Texas A&M	*	5.2	6	4	3	4	3	0	0	1	0	0	1	0	0	9-6	3	1	0	4.94
Feb 23, 2001	Utah	*	5.0	5	5	3	7	5	1	1	0	0	0	0	0	0	8-7	4	1	0	5.01
Mar 02, 2001	Southern Miss	*	5.1	6	7	6	4	4	0	0	2	0	0	1	0	0	4-14	4	2	0	5.73
Mar 09, 2001	UCLA	*	8.0	8	2	1	1	4	0	0	0	1	0	0	0	0	2-3	4	2	0	4.93
Mar 16, 2001	Southern Utah	*	6.0	8	5	4	3	6	0	1	0	0	0	0	0	0	13-5	5	2	0	5.05
Mar 23, 2001	USC	*	7.0	9	8	0	3	4	0	2	0	0	0	1	0	0	0-8	5	3	0	4.45
Mar 30, 2001	Oregon State	*	9.0	8	2	2	4	4	2	0	0	0	0	2	0	0	5-2	6	3	0	4.12
Apr 06, 2001	Washington State	*	4.1	8	7	5	4	1	0	0	1	1	1	0	0	0	14-11	6	3	0	4.50
Apr 12, 2001	Texas A&M-CC	*	6.0	5	6	2	3	3	2	0	0	0	0	0	0	0	14-9	7	3	0	4.38
Apr 20, 2001	California	*	3.1	10	9	9	3	2	0	1	0	0	0	0	0	0	9-11	7	4	0	5.20
Apr 27, 2001	ASU	*	5.0	4	4	4	4	1	2	1	1	1	0	1	0	0	4-7	7	5	0	5.32
May 11, 2001	Stanford	*	6.1	13	6	6	2	2	1	0	1	0	0	2	0	0	5-6	7	6	0	5.54
May 18, 2001	Washington	*	8.1	8	3	3	3	8	1	0	0	0	0	3	0	0	8-3	8	6	0	5.35
Totals			171	101.0	122	82	60	57	70	11	7	5	6	1	13	0	0126-110	8	6	0	5.35






26

Ken Riley

So.

C

R / R



Has appeared in 48 games, making 44 starts at catcher ... Led Arizona in hitting at Stanford (5/11-13) finishing the three game set 4-for-9 (.444) ... Picked up game-tying hit with a single down the first base line in the ninth inning against Cal (2/23) ... Hit .429 (3-for-7) with two RBI against Utah (2/23-25) ... Had an career-high weekend against Texas A&M (2/16-18) in which he hit .500 (5-for-10) with three RBI, two stolen bases and six runs scored, including three in one game (2/18) ... Was 2-for-8 in three games vs. New Mexico with two runs and a RBI ... Went 3-for-9 (.333) against St. Mary's with a RBI and two runs.

Season Game Highs — AB: 4 Hits: 3 Runs: 3 RBI: 2
Current Hit Streak: Hitless in last game Season High Hit Streak: Six Games

Table with columns: Date, Opponent, GS, AB, R, H, RBI, 2B, 3B, HR, BB, IBB, SB, CS, HBP, SAC, SF, GDP, K, PO, A, E, Avg. Rows include games from Jan 18, 2001 to May 19, 2001, and a Totals row.





Has started 41 games for the Cats this season ... Recorded his first Arizona home run with a solo shot to left at Arizona State (4/27) ... Hit .333 (4-for-12) with four runs scored against Cal (4/20-22) ... Went 3-for-4 with two RBI against Utah (2/24) ... Hit .375 in three games vs. New Mexico (2/8-10) with two RBI and two runs ... Went 4-for-6 in a game against BYU on 1/26 with two RBI and three runs ... Stole a team-high three base against Hawaii-Hilo on 1/19 ... had an eight game hit streak to start the season.

Season Game Highs — AB: 6 Hits: 4 Runs: 3 RBI: 2
 Current Hit Streak: Hitless in last game Season High Hit Streak: Eight Games

Date	Opponent	GS	AB	R	H	RBI	2B	3B	HR	BB	IBB	SB	CS	HBP	SAC	SF	GDP	K	PO	A	E	Avg	
Jan 19, 2001	Hawaii Hilo	*	3	0	1	0	1	0	0	0	0	0	0	0	1	0	0	0	0	0	0	.333	
Jan 19, 2001	Hawaii Hilo	*	2	2	1	1	0	0	0	3	0	3	0	1	0	0	0	0	2	0	0	.400	
Jan 20, 2001	Hawaii-Hilo	*	4	1	1	0	0	1	0	0	0	0	0	0	0	0	0	0	4	1	0	.333	
Jan 25, 2001	BYU	*	4	1	1	0	0	0	0	0	0	0	0	1	0	0	0	1	2	0	1	.308	
Jan 26, 2001	BYU	*	6	3	4	2	0	0	0	0	0	1	0	0	0	0	0	0	6	0	0	.421	
Jan 29, 2001	St. Mary's	*	5	0	1	1	0	0	0	0	0	0	0	0	0	0	0	0	0	0	0	.375	
Jan 30, 2001	St. Mary's	*	4	1	1	1	0	0	0	0	0	0	0	0	0	1	0	0	0	0	1	.357	
Jan 31, 2001	St. Mary's	*	4	0	1	0	0	0	0	1	0	0	0	0	0	0	0	1	2	0	0	.344	
Feb 02, 2001	Long Beach St.		1	0	0	0	0	0	0	0	0	0	0	0	0	0	0	0	0	0	0	.333	
Feb 03, 2001	Long Beach St.	*	2	0	0	0	0	0	0	0	0	0	0	0	0	0	1	0	1	0	1	.314	
Feb 08, 2001	New Mexico	*	3	2	1	0	0	0	0	0	0	0	0	1	0	0	0	0	0	0	0	.316	
Feb 10, 2001	New Mexico	*	5	0	2	2	0	0	0	0	0	0	0	0	0	0	0	1	0	0	0	.326	
Feb 16, 2001	Texas A&M	*	4	1	1	1	1	0	0	0	0	0	0	0	0	0	0	1	1	0	0	.319	
Feb 17, 2001	Texas A&M	*	3	2	2	1	0	0	0	1	0	0	0	0	0	0	0	1	0	0	0	.340	
Feb 18, 2001	Texas A&M	*	1	0	0	0	0	0	0	0	0	0	0	2	0	0	0	0	1	0	1	.333	
Feb 23, 2001	Utah	*	3	0	0	0	0	0	0	0	0	0	0	0	0	0	0	0	2	0	0	.315	
Feb 24, 2001	Utah	*	4	0	3	2	0	0	0	0	0	0	0	0	0	0	0	0	1	0	0	.345	
Feb 25, 2001	Utah	*	4	0	0	0	0	0	0	0	0	0	0	0	0	0	0	1	6	0	0	.323	
Mar 02, 2001	Southern Miss	*	1	0	0	0	0	0	0	0	0	0	0	0	0	0	0	0	1	0	0	.317	
Mar 03, 2001	Ole Miss		5	0	1	0	0	0	0	0	0	0	0	0	0	0	0	1	1	0	0	.309	
Mar 04, 2001	St. Francis (N.Y.)	*	3	0	1	0	0	0	0	0	0	0	0	0	0	0	0	0	2	0	0	.310	
Mar 09, 2001	UCLA	*	3	0	0	0	0	0	0	0	0	0	0	0	0	0	0	0	0	0	0	.297	
Mar 10, 2001	UCLA		0	0	0	0	0	0	0	0	0	0	0	0	0	0	0	0	0	0	0	.297	
Mar 11, 2001	UCLA		0	0	0	0	0	0	0	0	0	0	0	0	0	0	0	0	0	0	0	.297	
Mar 14, 2001	Houston	*	4	0	0	0	0	0	0	0	0	0	0	0	0	0	0	1	2	1	0	.282	
Mar 16, 2001	Southern Utah	*	4	1	1	1	1	0	0	1	0	0	0	0	0	0	0	0	0	0	0	.280	
Mar 17, 2001	Southern Utah		1	1	0	0	0	0	0	0	0	0	0	0	0	0	0	0	0	0	0	.277	
Mar 18, 2001	Southern Utah	*	2	3	1	1	1	0	0	2	0	1	0	0	0	1	0	0	0	0	0	.282	
Mar 23, 2001	USC	*	3	0	1	0	0	0	0	0	0	0	0	0	0	0	1	0	0	0	0	.284	
Mar 24, 2001	USC	*	4	1	2	0	0	0	0	0	0	0	0	0	0	0	0	0	3	0	0	.293	
Mar 25, 2001	USC	*	4	1	0	0	0	0	0	1	0	1	0	0	0	0	0	1	4	0	0	.281	
Mar 30, 2001	Oregon State	*	3	0	1	0	0	0	0	1	0	0	0	0	0	0	0	0	3	0	0	.283	
Mar 31, 2001	Oregon State	*	3	0	0	0	0	0	0	0	0	0	0	0	0	0	0	2	2	0	0	.275	
Apr 01, 2001	Oregon State	*	4	1	2	2	0	0	0	1	0	1	0	0	0	0	0	0	0	0	0	.283	
Apr 06, 2001	Washington State	*	2	1	1	1	0	1	0	1	0	0	0	0	0	0	0	0	1	0	0	.287	
Apr 08, 2001	Washington State	*	4	0	0	0	0	0	0	0	0	0	0	0	0	0	0	0	0	0	0	.277	
Apr 12, 2001	Texas A&M-CC		0	0	0	0	0	0	0	0	0	0	0	0	0	0	0	0	0	0	0	.277	
Apr 13, 2001	Texas A&M-CC	*	3	0	1	2	1	0	0	1	0	0	0	0	0	0	0	1	4	0	0	.278	
Apr 17, 2001	Grand Canyon	*	4	0	2	1	1	0	0	0	0	0	0	0	0	0	0	1	1	0	0	.286	
Apr 20, 2001	California	*	5	1	1	0	0	0	0	0	0	1	0	0	0	0	0	1	1	1	0	.282	
Apr 21, 2001	California	*	5	1	2	0	0	0	0	0	0	0	0	0	0	0	0	0	1	0	0	.287	
Apr 22, 2001	California		2	1	1	0	1	0	0	1	0	0	0	0	0	0	0	0	0	1	0	.290	
Apr 27, 2001	ASU	*	4	1	3	1	0	0	1	0	0	0	0	0	0	0	0	1	2	0	0	.304	
Apr 28, 2001	ASU	*	3	0	0	0	0	0	0	2	0	0	0	0	0	0	0	0	2	0	0	.297	
Apr 29, 2001	ASU	*	3	0	1	0	0	0	0	0	0	0	0	0	0	0	0	0	2	0	0	.298	
May 11, 2001	Stanford	*	3	0	0	0	0	0	0	0	0	0	0	1	0	0	0	1	1	0	0	.292	
May 12, 2001	Stanford	*	3	0	0	0	0	0	0	1	0	0	1	0	0	0	0	0	1	0	0	.286	
May 13, 2001	Stanford	*	2	0	0	0	0	0	0	1	0	0	0	1	0	0	0	0	2	0	0	.282	
May 18, 2001	Washington	*	4	0	1	1	0	0	0	0	0	0	0	0	0	0	0	0	1	0	0	.281	
May 19, 2001	Washington		1	0	0	0	0	0	0	0	0	0	0	0	0	0	0	0	0	0	0	.279	
May 20, 2001	Washington	*	3	1	0	0	0	0	0	0	0	0	0	0	0	0	0	0	3	0	0	.274	
Totals			43	157	27	43	21	7	2	1	18	0	7	3	6	3	2	2	19	67	4	4	.274






3 4

J a s o n S h r o y e r

S r .

O F

R / R



Has appeared in 20 games, making nine starts in the outfield ... Was 4-for-10 (.400) at Hawaii-Hilo with five RBI and a run.

Season Game Highs — AB: 5 Hits: 2 Runs: 1 RBI: 2

Current Hit Streak: Hitless in last game Season High Hit Streak: Three Games

Date	Opponent	GS	AB	R	H	RBI	2B	3B	HR	BB	IBB	SB	CS	HBP	SAC	SF	GDP	K	PO	A	E	Avg
Jan 18, 2001	Hawaii Hilo	*	2	0	1	2	0	0	0	0	0	0	0	1	1	0	0	0	1	0	0	.500
Jan 19, 2001	Hawaii Hilo	*	2	1	1	1	0	0	0	0	0	0	0	0	1	0	0	0	3	0	0	.500
Jan 19, 2001	Hawaii Hilo	*	3	0	2	2	0	0	0	0	0	1	0	0	1	0	0	1	0	0	0	.571
Jan 20, 2001	Hawaii-Hilo	*	3	0	0	0	0	0	0	0	0	0	0	0	0	0	0	0	1	0	0	.400
Jan 25, 2001	BYU	*	5	0	1	1	0	0	0	0	0	0	0	0	0	0	0	1	5	0	0	.333
Jan 29, 2001	St. Mary's	*	3	0	0	1	0	0	0	0	0	0	0	0	0	0	0	0	5	0	0	.278
Jan 30, 2001	St. Mary's		1	1	0	0	0	0	0	0	0	0	0	0	0	0	0	0	0	0	0	.263
Feb 02, 2001	Long Beach St.	*	3	0	0	0	0	0	0	1	0	0	0	0	0	0	0	2	1	0	0	.227
Feb 18, 2001	Texas A&M		2	0	1	0	0	0	0	0	0	0	0	0	0	0	0	0	0	0	0	.250
Feb 23, 2001	Utah		1	0	0	0	0	0	0	0	0	0	0	0	0	0	0	1	1	0	0	.240
Mar 03, 2001	Ole Miss		3	0	0	1	0	0	0	0	0	0	0	0	1	0	0	2	2	0	0	.214
Mar 16, 2001	Southern Utah	*	2	0	0	0	0	0	0	0	0	0	0	0	0	0	0	0	1	0	0	.200
Mar 18, 2001	Southern Utah	*	3	0	0	0	0	0	0	0	0	0	0	0	0	0	0	2	2	0	0	.182
Mar 25, 2001	USC		0	0	0	0	0	0	0	0	0	0	0	0	0	0	0	0	0	0	0	.182
Mar 31, 2001	Oregon State		0	0	0	0	0	0	0	0	0	0	0	0	0	0	0	0	0	0	0	.182
Apr 08, 2001	Washington State		0	0	0	0	0	0	0	0	0	0	0	0	0	0	0	0	0	0	0	.182
Apr 12, 2001	Texas A&M-CC		1	0	0	0	0	0	0	0	0	0	0	0	0	0	0	1	1	0	0	.176
Apr 22, 2001	California		0	0	0	0	0	0	0	0	0	0	0	0	0	0	0	0	0	0	0	.176
May 12, 2001	Stanford		0	0	0	0	0	0	0	0	0	0	0	0	0	0	0	0	0	0	0	.176
May 13, 2001	Stanford		1	0	0	0	0	0	0	0	0	0	0	0	0	0	0	1	0	0	0	.171
May 19, 2001	Washington		0	0	0	0	0	0	0	0	0	0	0	0	0	0	0	0	0	0	0	.171
May 20, 2001	Washington		1	0	0	1	0	0	0	1	0	0	0	0	0	0	0	0	2	0	0	.167
Totals			9	36	2	6	9	0	0	2	0	1	0	1	4	0	0	11	25	0	0	.167


3 7

K y l e T a s c o

S r .

O F

R / R



Has played in 20 games this season, starting five games at DH ... Picked up two doubles, drove in a run and scored twice against Ole Miss ... Was 1-for-2 with two RBI and a run scoed against Texas A&M (2/17) ... Went 1-for-3 with two runs against Long Beach (2/3) ... Scored two runs against Hawaii-Hilo (1/19).

Season Game Highs — AB: 5 Hits: 1 Runs: 2 RBI: 1

Current Hit Streak: Hitless in last game Season High Hit Streak: One Game

Date	Opponent	GS	AB	R	H	RBI	2B	3B	HR	BB	IBB	SB	CS	HBP	SAC	SF	GDP	K	PO	A	E	Avg
Jan 19, 2001	Hawaii Hilo	*	5	2	1	0	0	0	0	0	0	0	0	1	0	0	0	0	0	0	0	.200
Jan 20, 2001	Hawaii-Hilo		1	0	0	0	0	0	0	0	0	0	0	0	0	0	0	0	0	0	0	.167
Jan 25, 2001	BYU		1	0	0	0	0	0	0	0	0	0	0	0	0	0	0	1	0	0	0	.143
Jan 26, 2001	BYU		1	0	1	0	0	0	0	0	0	0	0	0	0	0	0	0	0	0	0	.250
Jan 30, 2001	St. Mary's		0	0	0	0	0	0	0	1	0	0	0	0	0	0	0	0	0	0	0	.250
Jan 31, 2001	St. Mary's		1	0	0	0	0	0	0	0	0	0	0	0	0	0	0	0	0	0	0	.222
Feb 03, 2001	Long Beach St.	*	3	2	1	0	0	0	0	1	0	0	0	1	0	0	0	1	0	0	0	.250
Feb 04, 2001	Long Beach St.		0	0	0	1	0	0	0	0	0	0	0	0	0	1	0	0	0	0	0	.250
Feb 10, 2001	New Mexico		0	0	0	0	0	0	0	1	0	0	0	0	0	0	0	0	0	0	0	.250
Feb 17, 2001	Texas A&M	*	2	1	1	2	0	0	0	0	0	1	0	1	0	0	0	0	0	0	0	.286
Feb 25, 2001	Utah Utes		1	0	0	0	0	0	0	0	0	0	0	0	0	0	0	0	0	0	0	.267
Mar 02, 2001	Southern Miss		1	0	0	0	0	0	0	0	0	0	0	0	0	0	0	0	0	0	0	.250
Mar 03, 2001	Ole Miss	*	5	2	2	1	2	0	0	2	0	0	0	0	0	0	0	1	0	0	0	.286
Mar 10, 2001	UCLA	*	3	1	0	1	0	0	0	1	0	0	0	0	0	0	1	1	0	0	0	.250
Mar 14, 2001	Houston		2	0	0	0	0	0	0	0	0	0	0	0	0	0	0	2	0	0	0	.231
Mar 16, 2001	Southern Utah		1	0	0	0	0	0	0	0	0	0	0	0	0	0	0	1	0	0	0	.222
Mar 18, 2001	Southern Utah		1	0	1	1	0	0	0	0	0	0	0	0	0	0	0	0	0	0	0	.250
Mar 24, 2001	USC		1	0	0	0	0	0	0	0	0	0	0	0	0	0	0	1	0	0	0	.241
Mar 31, 2001	Oregon State		1	0	0	0	0	0	0	0	0	0	0	0	0	0	0	0	0	0	0	.233
Apr 13, 2001	Texas A&M-CC		0	0	0	0	0	0	0	1	0	0	0	0	0	0	0	0	0	0	0	.233
Apr 20, 2001	California		1	0	0	0	0	0	0	0	0	0	0	0	0	0	0	1	0	0	0	.226
May 20, 2001	Washington		1	0	1	0	0	0	0	0	0	0	0	0	0	0	0	0	0	0	0	.250
Totals			5	32	8	8	6	2	0	7	0	1	0	3	0	1	1	9	0	0	0	.250






11

Erik Torres

Sr.

I N F

R / R



Has started all 53 games this season for the Cats ... Leads the team with 28 multiple hit games ... Hit .333 (5-for-15) with a four RBI, a home run and five runs scored against Cal (4/20-22) ... Was 5-for-13 (.385) at Washington State with six RBI, a triple and a home run ... Collected eight hits in 14 ABs (.571) against Southern Utah (3/16-18) with two doubles, a triple, two RBI and four runs scored ... Went 5-for-13 (.385) at UCLA (3/9-11) where he hit his second home run of the season ... Hit .312 (5-for-16) at Ole Miss Invitational (3/2-4)... Had two doubles in Arizona's comeback victory over Utah (2/25) ... Tore through Texas A&M's pitching staff to the tune of a .583 average (7-for-12), eight RBI and three runs in three games (2/16-18) ... Hit .417 (5-for-12) against New Mexico (2/8-10) with two RBI and three runs ... Went 5-for-16 (.313) in three games vs. Long Beach State ... Hit .455 (5-for-11) against St. Mary's including 2-for-2 with two runs in one game (1/29) ... Went 3-for-4 in game at Hawaii-Hilo, scoring a team-high four runs and hitting his first home run of the season.

Season Game Highs — AB: 5 Hits: 3 Runs: 4 RBI: 4
 Current Hit Streak: Hitless in last game Season High Hit Streak: 11 Games

Date	Opponent	GS	AB	R	H	RBI	2B	3B	HR	BB	IBB	SB	CS	HBP	SAC	SF	GDP	K	PO	A	E	Avg
Jan 18, 2001	Hawaii Hilo	* 4	1	0	0	0	0	0	0	0	0	0	0	1	0	0	0	2	3	3	0	.000
Jan 19, 2001	Hawaii Hilo	* 3	0	0	0	0	0	0	0	0	0	0	0	0	0	0	0	0	1	3	0	.000
Jan 19, 2001	Hawaii Hilo	* 4	4	3	2	1	0	1	1	0	0	0	0	0	0	0	0	1	0	1	1	.273
Jan 20, 2001	Hawaii-Hilo	* 4	0	1	0	0	0	0	0	0	0	0	0	0	0	0	0	0	1	2	0	.267
Jan 25, 2001	BYU	* 4	0	2	1	0	0	0	0	0	0	0	0	0	0	0	0	0	1	1	0	.316
Jan 26, 2001	BYU	* 5	1	1	0	1	0	0	0	0	0	0	0	0	0	0	0	0	0	3	0	.292
Jan 29, 2001	St. Mary's	* 2	2	2	0	0	0	0	1	0	0	1	1	0	0	0	0	0	0	4	0	.346
Jan 30, 2001	St. Mary's	* 4	0	1	1	0	0	0	1	0	0	0	0	0	0	0	0	1	0	0	0	.333
Jan 31, 2001	St. Mary's	* 5	1	2	0	0	0	0	0	0	0	0	0	0	0	0	0	1	0	3	0	.343
Feb 02, 2001	Long Beach St.	* 4	0	0	0	0	0	0	0	0	0	0	0	0	0	0	0	1	0	1	0	.308
Feb 03, 2001	Long Beach St.	* 4	0	2	1	1	0	0	0	0	0	0	0	0	0	0	0	0	1	0	1	.326
Feb 04, 2001	Long Beach St.	* 5	2	3	0	0	0	0	1	0	0	0	0	0	0	0	0	0	0	1	1	.354
Feb 08, 2001	New Mexico	* 4	0	0	1	0	0	0	0	0	0	0	0	0	0	1	1	0	1	1	1	.327
Feb 09, 2001	New Mexico	* 4	1	3	1	0	0	0	0	0	0	0	0	0	0	0	0	0	0	1	0	.357
Feb 10, 2001	New Mexico	* 4	2	2	0	0	0	0	0	0	0	0	0	0	0	0	0	0	1	3	0	.367
Feb 16, 2001	Texas A&M	* 5	1	3	2	0	1	0	0	0	0	0	0	0	0	0	0	1	0	1	0	.385
Feb 17, 2001	Texas A&M	* 3	1	3	2	1	0	0	1	0	0	0	0	1	0	0	0	0	0	2	0	.412
Feb 18, 2001	Texas A&M	* 4	1	1	4	0	0	0	0	0	0	0	0	0	1	0	0	0	1	0	0	.403
Feb 23, 2001	Utah	* 4	1	1	1	0	1	0	1	0	0	0	0	0	0	0	0	1	2	2	1	.395
Feb 24, 2001	Utah	* 5	0	0	0	0	0	0	0	0	0	0	0	0	0	0	0	2	1	3	0	.370
Feb 25, 2001	Utah	* 4	2	2	0	2	0	0	0	0	0	0	0	0	0	0	0	0	1	2	0	.376
Mar 02, 2001	Southern Miss	* 5	0	3	0	1	0	0	0	0	0	0	0	0	0	0	0	1	0	1	0	.389
Mar 03, 2001	Ole Miss Rebels	* 7	0	0	0	0	0	0	1	0	0	0	0	0	0	0	0	2	1	1	0	.361
Mar 04, 2001	St. Francis (N.Y.)	* 4	0	2	0	0	0	0	0	0	0	0	0	0	0	0	1	0	2	4	0	.366
Mar 09, 2001	UCLA	* 4	1	3	0	0	0	0	0	0	0	0	0	0	0	0	0	0	5	1	0	.381
Mar 10, 2001	UCLA	* 4	0	1	0	0	0	0	1	0	0	0	0	0	0	0	0	1	2	4	0	.376
Mar 11, 2001	UCLA	* 5	1	1	1	0	0	1	0	0	0	0	0	0	0	0	0	1	1	2	0	.368
Mar 14, 2001	Houston	* 4	1	1	0	0	1	0	0	0	0	0	0	0	0	1	1	0	4	0	0	.364
Mar 16, 2001	Southern Utah	* 5	2	3	0	1	0	0	0	0	0	0	0	0	0	0	0	2	3	3	0	.374
Mar 17, 2001	Southern Utah	* 4	1	3	0	1	0	0	0	0	0	0	0	0	0	0	0	0	1	2	0	.386
Mar 18, 2001	Southern Utah	* 5	1	2	2	0	1	0	0	0	0	0	0	0	0	0	0	0	1	1	0	.386
Mar 23, 2001	USC	* 4	0	0	0	0	0	0	0	0	0	0	0	0	0	0	0	3	0	4	0	.375
Mar 24, 2001	USC	* 4	0	3	0	2	0	0	0	0	0	0	0	0	0	0	0	0	1	3	0	.386
Mar 25, 2001	USC Trojans	* 5	1	0	0	0	0	0	1	0	0	0	0	0	0	0	0	2	0	2	0	.372
Mar 30, 2001	Oregon State	* 4	0	0	0	0	0	0	0	0	0	0	0	0	0	0	0	0	2	0	3	.362
Mar 31, 2001	Oregon State	* 4	0	0	0	0	0	0	0	0	0	0	0	0	0	0	1	1	0	0	0	.353
Apr 01, 2001	Oregon State	* 5	1	2	1	0	0	0	0	0	0	0	0	0	0	0	0	2	1	3	1	.354
Apr 06, 2001	Washington State	* 5	0	2	2	0	1	0	0	0	0	0	0	1	0	0	1	0	2	0	0	.356
Apr 07, 2001	Washington State	* 4	0	1	2	0	0	0	2	0	0	0	0	0	0	0	0	2	0	2	0	.353
Apr 08, 2001	Washington State	* 4	2	2	2	0	0	1	1	0	0	0	0	0	0	0	0	0	1	1	0	.357
Apr 12, 2001	Texas A&M-CC	* 5	1	0	0	0	0	0	0	0	0	0	0	0	0	0	0	2	0	2	1	.347
Apr 13, 2001	Texas A&M-CC	* 5	3	3	3	0	1	1	0	0	0	0	0	0	0	0	0	0	0	1	1	.354
Apr 14, 2001	Texas A&M-CC	* 5	1	2	1	0	0	0	0	0	0	0	0	0	0	0	0	0	0	5	0	.355
Apr 17, 2001	Grand Canyon	* 5	0	2	0	1	0	0	0	0	0	0	0	0	0	0	0	1	0	1	0	.356
Apr 20, 2001	California	* 5	1	2	1	0	0	0	0	0	0	0	0	0	0	0	0	0	0	3	0	.357
Apr 21, 2001	California	* 4	2	1	0	0	0	0	2	0	0	0	0	0	0	0	0	0	0	4	1	.355
Apr 22, 2001	California Bears	* 6	2	2	3	0	0	1	0	0	0	0	0	0	0	0	0	1	2	4	0	.354
Apr 27, 2001	ASU	* 5	0	1	0	0	0	0	0	0	1	0	0	0	0	0	0	2	0	2	0	.351
Apr 28, 2001	ASU	* 3	1	1	0	0	0	0	1	0	0	0	0	0	0	0	0	1	0	4	0	.350
Apr 29, 2001	ASU	* 5	1	1	0	0	0	0	0	0	0	0	0	1	0	0	1	2	1	0	0	.347
May 11, 2001	Stanford	* 5	1	3	0	3	0	0	0	0	0	0	0	0	0	0	1	0	2	0	0	.353
May 12, 2001	Stanford	* 5	1	2	0	0	0	0	0	0	0	0	0	0	0	0	0	1	1	3	1	.354
May 13, 2001	Stanford	* 4	0	0	0	0	0	0	0	0	0	0	0	0	0	0	0	3	0	2	0	.348
May 18, 2001	Washington	* 3	2	1	0	0	0	0	0	0	0	0	1	0	0	0	1	2	1	1	1	.347
May 20, 2001	Washington	* 1	1	1	1	0	0	0	0	0	0	0	0	0	0	0	0	0	0	0	0	.350
Totals		54	237	48	83	35	15	6	5	15	0	1	1	3	3	2	4	45	34	120	12	.350






25

David Brockman

Jr.

P

R / R



Has appeared in 13 games, making five starts ... Picked up first Arizona victory with 1.1 innings of relief against Texas A&M-Corpus Christi (4/13) ... Struck out six hitters over three innings in first Arizona appearance against Hawaii-Hilo (1/19).

Career High IP: 4.2
Career High K: 6

Season High IP: 4.2
Season High K: 6

Date	Opponent	GS	IP	H	R	ER	BB	SO	2B	3B	HR	WP	BK	HBP	DP	IBB	Score	W	L	SV	ERA
Jan 19, 2001	Hawaii Hilo	*	3.0	2	1	1	1	6	0	0	0	0	0	1	0	0	12-1	0	0	0	3.00
Jan 29, 2001	St. Mary's	*	2.1	3	2	2	2	1	1	0	0	1	0	1	0	0	8-4	0	0	0	5.06
Feb 04, 2001	Long Beach St.		0.1	3	3	3	0	0	1	0	0	0	0	0	0	0	11-18	0	1	0	9.53
Feb 18, 2001	Texas A&M		1.0	0	0	0	0	1	0	0	0	0	0	0	0	0	16-5	0	1	0	8.10
Feb 25, 2001	Utah		1.1	3	1	1	2	0	2	0	0	0	0	0	0	0	5-4	0	1	0	7.88
Mar 11, 2001	UCLA		1.0	2	0	0	1	2	1	0	0	0	0	0	0	0	9-6	0	1	0	7.00
Mar 18, 2001	Southern Utah		1.2	5	2	2	1	0	1	0	0	0	0	0	0	0	13-7	0	1	0	7.59
Mar 25, 2001	USC		4.2	5	1	1	0	5	1	0	1	0	0	0	0	0	7-8	0	1	0	5.87
Apr 01, 2001	Oregon State	*	4.0	6	3	3	1	3	0	2	0	0	0	0	0	0	13-6	0	1	0	6.05
Apr 08, 2001	Washington State	*	1.1	5	6	6	2	1	0	0	1	1	0	0	0	0	14-17	0	2	0	8.27
Apr 13, 2001	Texas A&M-CC		1.1	0	0	0	1	1	0	0	0	0	0	0	0	0	19-7	1	2	0	7.77
Apr 17, 2001	Grand Canyon	*	2.0	4	2	1	3	1	1	0	0	1	0	0	0	0	4-2	1	2	0	7.50
Apr 22, 2001	California		1.0	3	4	3	1	1	0	0	1	0	0	1	0	0	12-11	1	2	0	8.28
Totals			5 25.0	41	25	23	15	22	8	2	3	3	0	3	0	0	143-96	1	2	0	8.28

40

Daryl DeSalvo

Sr.

P

R / R

Transferred from Radford this season ... Leads Arizona with five saves ... Worked 2.2 perfect innings in two games at Washington State picking up his second win and fifth save of the season ... Has made 22 appearances, all in relief ... Tossed three scoreless innings against Ole Miss ... Surrendered only one run in first four appearances (six innings).

Career High IP: N/A
Career High K: N/A

Season High IP: 3.0
Season High K: 2

Date	Opponent	GS	IP	H	R	ER	BB	SO	2B	3B	HR	WP	BK	HBP	DP	IBB	Score	W	L	SV	ERA
Jan 20, 2001	Hawaii-Hilo		0.1	1	0	0	0	0	0	0	0	0	0	0	0	0	1-4	0	0	0	0.00
Jan 29, 2001	St. Mary's		2.0	0	0	0	0	1	0	0	0	1	0	1	0	0	8-4	0	0	1	0.00
Jan 31, 2001	St. Mary's		2.2	1	1	1	0	2	0	0	1	0	0	0	0	0	4-8	0	0	1	1.80
Feb 02, 2001	Long Beach St.		1.0	0	0	0	0	2	0	0	0	0	0	0	0	0	4-6	0	0	1	1.50
Feb 04, 2001	Long Beach St.		0.2	3	2	2	0	1	0	0	0	0	0	1	0	0	11-18	0	0	1	4.05
Feb 08, 2001	New Mexico		2.0	1	0	0	0	1	0	0	0	0	0	0	0	0	9-3	0	0	2	3.12
Feb 16, 2001	Texas A&M		0.1	0	0	0	0	0	0	0	0	0	0	0	0	0	9-6	0	0	3	3.00
Feb 23, 2001	Utah		0.2	1	0	0	0	2	1	0	0	1	0	0	0	0	8-7	0	0	4	2.79
Feb 24, 2001	Utah		0.0	2	1	1	1	0	0	0	0	0	0	0	0	0	4-6	0	0	4	3.72
Mar 03, 2001	Ole Miss		3.0	1	0	0	0	2	0	0	0	0	0	1	0	0	4-5	0	0	4	2.84
Mar 10, 2001	UCLA		0.1	0	1	0	1	0	0	0	0	0	0	0	0	0	6-4	0	0	4	2.77
Mar 11, 2001	UCLA		1.0	3	2	2	1	0	0	0	1	0	0	1	0	0	9-6	0	0	4	3.86
Mar 14, 2001	Houston		1.2	0	0	0	1	2	0	0	0	0	0	0	0	0	3-9	0	0	4	3.45
Mar 18, 2001	Southern Utah		1.2	1	1	0	0	1	0	0	0	0	0	0	0	0	13-7	1	0	4	3.12
Mar 24, 2001	USC		1.2	0	0	0	1	1	0	0	0	0	0	1	0	0	1-4	1	0	4	2.84
Apr 01, 2001	Oregon State		1.2	2	0	0	0	2	0	0	0	0	0	0	0	0	13-6	1	0	4	2.61
Apr 06, 2001	Washington State		2.0	0	0	0	0	1	0	0	0	0	0	0	0	0	14-11	2	0	4	2.38
Apr 07, 2001	Washington State		0.2	0	0	0	0	1	0	0	0	0	0	0	0	0	11-7	2	0	5	2.31
Apr 20, 2001	California		0.2	1	0	0	1	0	0	0	0	0	0	0	0	0	9-11	2	0	5	2.25
Apr 22, 2001	California		1.2	3	0	0	1	0	1	0	0	0	0	0	0	0	12-11	2	0	5	2.10
Apr 28, 2001	ASU		0.1	0	0	0	2	0	0	0	0	1	0	0	0	0	3-1	2	0	5	2.08
Apr 29, 2001	ASU		0.0	0	0	0	2	0	0	0	0	0	0	0	0	0	5-6	2	0	5	2.08
May 11, 2001	Stanford		0.1	0	0	0	0	0	0	0	0	0	0	0	0	0	5-6	2	0	5	2.05
May 12, 2001	Stanford		0.0	1	0	0	1	0	0	0	0	0	0	0	0	0	5-4	2	0	5	2.05
May 20, 2001	Washington		0.2	3	2	2	1	2	0	0	1	0	0	0	0	0	18-6	2	0	5	2.67
Totals			0 27.0	24	10	8	13	21	2	0	3	3	1	4	0	0	1192-168	2	0	5	2.67






3

R o b E l i a s

S r .

P

L / R



Has appeared in 22 games this season, all in relief ... Earned two saves at UCLA (3/10-11) with two strikeouts in 1.2 innings of work ... Has struck out 21 batters with only nine walks this season... Did not allow a run and gave up only three hits in first four appearances of the season (6.1 innings).

Career High IP: 5.2
Career High K: 4

Season High IP: 2.1
Season High K: 3

Date	Opponent	GS	IP	H	R	ER	BB	SO	2B	3B	HR	WP	BK	HBP	DP	IBB	Score	W	L	SV	ERA
Jan 18, 2001	Hawaii Hilo		0.1	0	0	0	0	0	0	0	0	0	0	0	0	0	3-2	0	0	1	0.00
Jan 20, 2001	Hawaii-Hilo		2.1	2	0	0	0	2	0	0	0	0	0	0	0	0	1-4	0	0	1	0.00
Jan 25, 2001	BYU		1.0	1	0	0	0	1	1	0	0	0	0	0	0	0	4-8	0	0	1	0.00
Jan 30, 2001	St. Mary's		2.2	0	0	0	0	3	0	0	0	0	0	0	0	0	8-12	0	0	1	0.00
Jan 31, 2001	St. Mary's		2.0	2	2	2	0	3	1	0	1	0	0	0	0	0	4-8	0	0	1	2.16
Feb 03, 2001	Long Beach St.		2.1	6	5	5	0	2	1	0	0	0	0	1	0	0	9-21	0	0	1	5.91
Feb 10, 2001	New Mexico		1.2	3	1	1	1	1	0	0	0	0	0	0	0	0	12-3	0	0	1	5.84
Feb 18, 2001	Texas A&M		1.0	2	1	1	0	2	1	0	0	0	0	0	0	0	16-5	0	0	1	6.08
Feb 24, 2001	Utah		0.2	2	2	2	1	1	0	0	0	0	0	0	0	0	4-6	0	1	1	7.07
Mar 02, 2001	Southern Miss		1.2	3	3	0	0	1	1	0	0	0	0	0	0	0	4-14	0	1	1	6.32
Mar 03, 2001	Ole Miss		3.1	3	1	1	4	1	2	0	0	0	0	0	0	2	4-5	0	2	1	5.68
Mar 10, 2001	UCLA		1.1	1	0	0	0	2	0	0	0	0	0	0	0	0	6-4	0	2	2	5.31
Mar 11, 2001	UCLA		0.1	0	0	0	0	0	0	0	0	0	0	0	0	0	9-6	0	2	3	5.23
Mar 14, 2001	Houston		2.2	5	2	2	1	1	2	0	0	0	0	0	0	0	3-9	0	2	3	5.40
Mar 18, 2001	Southern Utah		1.0	0	0	0	1	1	0	0	0	0	0	0	0	0	13-7	0	2	3	5.18
Mar 25, 2001	USC		1.2	1	1	1	1	0	0	0	0	0	0	0	0	0	7-8	0	3	3	5.19
Apr 07, 2001	Washington State		1.1	5	3	3	0	1	1	0	0	2	0	0	0	0	11-7	0	3	3	5.93
Apr 12, 2001	Texas A&M-CC		0.2	0	0	0	0	1	0	0	0	1	0	0	0	0	14-9	0	3	3	5.79
Apr 20, 2001	California		1.0	2	1	1	0	0	0	0	0	0	1	0	0	0	9-11	0	3	3	5.90
Apr 21, 2001	California		0.1	1	2	0	0	1	0	0	0	1	0	0	0	0	13-19	0	3	3	5.83
Apr 27, 2001	ASU		2.0	1	1	1	2	2	0	0	0	1	2	0	0	1	4-7	0	3	3	5.74
Apr 29, 2001	ASU		1.0	2	2	2	0	1	0	0	0	0	0	0	0	0	5-6	0	3	3	6.12
May 13, 2001	Stanford		1.1	1	1	0	1	0	0	0	0	0	0	0	0	0	2-8	0	3	3	5.88
May 20, 2001	Washington		1.1	2	0	0	0	1	0	1	0	0	0	0	0	0	18-6	0	3	3	5.66
Totals		0	35.0	45	28	22	12	28	10	1	1	5	3	1	0	3	183-195	0	3	3	5.66


2 8

C h r i s G o o d m a n

F r .

P

B / R



Has appeared in 17 games this season, four in relief and 13 starts ... Tossed 4.2 perfect innings before surrendering a single against TAMU-CC (4/14). Combined with Jason Martinez for a three hit, shutout win in the game ... Scattered five hits in seven innings against St. Francis ... Tossed five innings of six hit, no run ball against New Mexico with six strike outs to earn second career win ... Earned first career victory with 5.1 innings of relief against Hawaii-Hilo (1/18) in which he gave up no runs and only three hits.

Career High IP: 7
Career High K: 6

Season High IP: 7
Season High K: 6

Date	Opponent	GS	IP	H	R	ER	BB	SO	2B	3B	HR	WP	BK	HBP	DP	IBB	Score	W	L	SV	ERA
Jan 18, 2001	Hawaii Hilo		5.1	3	0	0	2	2	0	0	0	0	0	0	0	0	3-2	1	0	0	0.00
Jan 25, 2001	BYU		3.0	7	4	4	1	1	0	1	2	0	1	0	0	0	4-8	1	0	0	4.32
Jan 30, 2001	St. Mary's	*	4.1	7	5	4	1	3	2	0	0	0	0	1	0	0	8-12	1	1	0	5.68
Feb 04, 2001	Long Beach St.	*	4.2	5	4	4	1	3	1	0	1	2	0	1	0	0	11-18	1	1	0	6.23
Feb 10, 2001	New Mexico	*	5.0	6	0	0	1	6	0	0	0	0	0	0	0	0	12-3	2	1	0	4.84
Feb 18, 2001	Texas A&M	*	2.1	5	3	3	1	2	0	0	1	2	0	0	0	0	16-5	2	1	0	5.47
Feb 25, 2001	Utah	*	4.2	5	3	3	1	6	0	0	2	1	0	0	0	0	5-4	2	1	0	5.52
Mar 04, 2001	St. Francis (N.Y.)	*	7.0	5	1	1	0	2	2	0	0	0	0	0	0	0	3-1	2	1	0	4.71
Mar 11, 2001	UCLA	*	3.2	5	3	3	1	1	0	0	0	1	0	1	0	0	9-6	2	1	0	4.95
Mar 18, 2001	Southern Utah	*	4.0	7	4	3	1	4	1	1	0	0	0	0	0	0	13-7	2	1	0	5.11
Mar 25, 2001	USC	*	1.2	3	4	4	1	0	0	1	0	0	0	1	0	0	7-8	2	1	0	5.72
Apr 06, 2001	Washington State		3.0	2	1	1	0	2	0	0	0	0	0	0	0	0	14-11	2	1	0	5.55
Apr 08, 2001	Washington State		1.1	0	0	0	1	1	0	0	0	0	0	0	0	0	14-17	2	1	0	5.40
Apr 14, 2001	Texas A&M-CC	*	5.0	1	0	0	0	4	0	0	0	0	0	0	0	0	13-0	3	1	0	4.91
Apr 22, 2001	California	*	3.1	8	5	5	1	3	2	0	0	0	0	0	0	0	12-11	3	1	0	5.40
Apr 29, 2001	ASU	*	1.1	4	3	3	2	1	0	0	0	0	0	0	0	0	5-6	3	1	0	5.73
May 13, 2001	Stanford	*	0.1	3	4	4	1	0	1	0	1	0	0	0	0	0	2-8	3	2	0	6.30
Totals		13	60.0	76	44	42	16	41	9	3	7	6	1	4	0	0	0151-127	3	2	0	6.30






2

Joe Little

Fr.

P

L / L



Has appeared in 19 games this season, all in relief ... Worked a career high 6.1 innings of relief at seventh-ranked Stanford ... Came on in relief in series finale against ASU, tossing a then-career high 5.1 innings of three hit ball ... Worked three innings and struck out five to earn second save at Grand Canyon ... Picked up third victory with three innings of work against UCLA (3/11) ... tossed 2.1 innings in relief against New Mexico (2/10) ... Earned first career victory at Hawaii-Hilo (1/19) ... Did not surrendered a run in first five innings pitched.

Career High IP: 6.1
Career High K: 5

Season High IP: 6.1
Season High K: 5

Date	Opponent	GS	IP	H	R	ER	BB	SO	2B	3B	HR	WP	BK	HBP	DP	IBB	Score	W	L	SV	ERA
Jan 19, 2001	Hawaii Hilo	2.0	0	0	0	0	0	3	0	0	0	0	0	0	0	0	3-2	0	0	1	0.00
Jan 19, 2001	Hawaii Hilo	3.0	1	0	0	0	1	0	0	0	0	0	0	0	0	0	12-1	1	0	1	0.00
Feb 10, 2001	New Mexico	2.1	2	2	2	1	1	0	0	0	0	0	0	0	0	0	12-3	1	0	1	2.45
Feb 16, 2001	Texas A&M	3.0	3	2	2	0	3	2	0	1	0	0	0	0	0	0	9-6	1	0	1	3.48
Feb 18, 2001	Texas A&M	2.2	1	0	0	0	2	0	0	0	0	0	0	0	0	0	16-5	2	0	1	2.77
Feb 23, 2001	Utah	3.1	4	2	2	0	3	1	0	1	0	0	0	0	0	0	8-7	2	0	1	3.31
Mar 02, 2001	Southern Miss	0.1	5	4	4	0	0	2	0	1	1	0	0	0	0	0	4-14	2	0	1	5.40
Mar 03, 2001	Ole Miss	0.1	2	0	0	0	0	0	0	0	0	0	0	0	0	0	4-5	2	0	1	5.29
Mar 11, 2001	UCLA	3.0	3	1	1	0	1	1	0	1	0	0	0	0	0	0	9-6	3	0	1	4.95
Mar 14, 2001	Houston	0.1	3	1	1	0	0	1	0	0	0	0	0	0	0	0	3-9	3	0	1	5.31
Mar 18, 2001	Southern Utah	0.2	0	0	0	2	0	0	0	0	0	0	0	0	0	0	13-7	3	0	1	5.14
Mar 25, 2001	USC	1.1	1	2	1	2	0	0	0	0	1	0	0	0	0	0	7-8	3	0	1	5.24
Mar 31, 2001	Oregon State	3.1	6	2	2	0	4	2	0	0	1	0	0	0	0	0	0-8	3	0	1	5.26
Apr 08, 2001	Washington State	0.0	2	2	2	2	0	0	0	1	0	0	0	0	0	0	14-17	3	0	1	5.96
Apr 17, 2001	Grand Canyon	3.0	1	0	0	0	5	1	0	0	0	0	0	0	0	0	4-2	3	0	2	5.34
Apr 20, 2001	California	0.0	1	0	0	0	0	0	0	0	0	0	0	0	0	0	9-11	3	0	2	5.34
Apr 21, 2001	California	2.2	4	5	5	1	1	0	0	1	0	0	0	0	0	0	13-19	3	0	2	6.32
Apr 29, 2001	ASU	5.1	3	0	0	0	1	1	0	0	0	0	1	0	0	0	5-6	3	0	2	5.40
May 11, 2001	Stanford	0.2	0	0	0	1	1	0	0	0	0	0	0	0	0	0	5-6	3	0	2	5.30
May 13, 2001	Stanford	6.1	9	3	3	1	2	1	0	0	0	0	0	0	0	0	2-8	3	0	2	5.15
May 20, 2001	Washington	* 6.2	6	4	4	2	8	3	0	0	0	0	0	0	0	0	18-6	4	0	2	5.19
Totals		150.1	57	30	29	12	36	15	0	6	3	0	1	0	0	0	170-156	4	0	2	5.19


12

Sean Rierson

Fr.

P

R / R




Wildcats' opening day starter... Has a team-high 3-to-1 strikeout-to-walk ratio ..Followed an impressive showing in victory over Arizona State with seven inning effort to earn a win over the seventh -ranked Stanford Cardinal. Scattered eight hits, allowed only two runs, struck out one and walked none for his sixth victory of the season ... Was impressive over 7.2 innings in victory at Arizona State (7 H, 1 ER, 1 BB, 3 K) ... Earned his second consecutive victory (third overall) with five innings of work against Southern Utah (3/17) ... Won second game of the season with a seven inning effort at UCLA (3/10) ... Struck out a career-high tying eight hitters in no decision appearance against Utah (2/24) ... Tossed eight innings of five hit ball against New Mexico (2/9) striking out eight, walking none ... Pitched 4.1 innings in Arizona debut against Hawaii-Hilo (1/18) giving up only one earned run.

Career High IP: 8.0
Career High K: 8

Season High IP: 8.0
Season High K: 8

Date	Opponent	GS	IP	H	R	ER	BB	SO	2B	3B	HR	WP	BK	HBP	DP	IBB	Score	W	L	SV	ERA
Jan 18, 2001	Hawaii Hilo	* 4.1	2	2	1	3	4	0	0	0	0	0	0	0	0	0	3-2	0	0	0	2.08
Jan 25, 2001	BYU	* 4.0	7	3	2	3	4	0	0	0	1	0	1	0	0	0	4-8	0	1	0	3.24
Jan 31, 2001	St. Mary's	* 4.1	7	5	2	1	3	2	1	1	0	0	0	0	0	0	4-8	0	2	0	3.55
Feb 04, 2001	Long Beach St.	2.0	5	4	3	0	1	1	0	1	0	0	0	0	0	0	11-18	0	2	0	4.91
Feb 09, 2001	New Mexico	* 8.0	5	0	0	0	8	0	0	0	0	0	0	0	0	0	8-0	1	2	0	3.18
Feb 17, 2001	Texas A&M	* 4.1	8	5	5	2	2	3	0	0	0	0	1	0	0	0	12-5	1	2	0	4.33
Feb 24, 2001	Utah	* 6.0	5	2	2	0	8	0	1	0	0	0	0	0	0	0	4-6	1	2	0	4.09
Mar 03, 2001	Ole Miss	* 6.2	9	4	4	0	5	2	0	1	0	0	0	0	0	0	4-5	1	2	0	4.31
Mar 10, 2001	UCLA	* 7.0	7	2	2	1	5	1	0	0	0	0	1	0	0	0	6-4	2	2	0	4.05
Mar 17, 2001	Southern Utah	* 5.0	5	2	1	2	4	3	0	0	0	0	2	0	0	0	7-2	3	2	0	3.83
Mar 24, 2001	USC	* 5.1	7	5	5	2	1	3	0	2	0	0	0	0	0	0	4-6	3	3	0	4.26
Mar 31, 2001	Oregon State	* 4.2	11	6	6	0	3	1	2	0	1	0	1	0	0	0	0-8	3	4	0	4.82
Apr 07, 2001	Washington State	* 7.0	9	4	4	2	4	3	0	0	0	0	1	0	0	0	11-7	4	4	0	4.85
Apr 13, 2001	Texas A&M-CC	* 4.2	5	7	3	2	2	1	0	1	0	0	1	0	0	0	19-7	4	4	0	4.91
Apr 21, 2001	California	* 4.1	10	10	7	1	3	3	0	0	0	0	0	0	0	0	13-19	4	4	0	5.45
Apr 28, 2001	ASU	* 7.2	7	1	1	1	3	0	0	1	0	0	0	0	0	0	3-1	5	4	0	5.06
May 12, 2001	Stanford	* 7.0	8	2	2	0	1	2	0	0	0	0	1	0	0	0	5-4	6	4	0	4.87
May 19, 2001	Washington	* 8.0	9	2	2	1	5	1	0	0	1	0	0	0	0	0	5-2	7	4	0	4.66
Totals		17100.1	126	66	52	21	66	26	4	7	3	0	9	0	0	0	0123-112	7	4	0	4.66





Has a team-high 25 appearances this season, all out of the bullpen ... Picked up third win of the season with four innings of work against Grand Canyon, struck out five including the side with the bases loaded ... Earned first career save with three innings of work against Southern Utah ... Tossed 2.2 scoreless innings in relief at Ole Miss Invitational ... Recorded second win of the season with three innings of work against Utah (2/25) ... Earned first collegiate victory against BYU (1/26) ... Did not allow a hit in 2.2 innings against Long Beach (2/2) ... Tossed three innings of hitless relief against Hawaii-Hilo (1/19).

Career High IP: 4.0
Career High K: 5

Season High IP: 4.0
Season High K: 5

Table with columns: Date, Opponent, GS, IP, H, R, ER, BB, SO, 2B, 3B, HR, WP, BK, HBP, DP, IBB, Score, W, L, SV, ERA. Rows include games from Jan 19, 2001 to May 20, 2001, and a Totals row.

